



COVID-19 PRECAUTIONS FOR PUBLIC BOARD MEETING

The Board of Education of SD59 (PRS) will be holding their Public Board Meeting on Wednesday, October 21, 2020 in Chetwynd, BC at Chetwynd Recreation Centre (Cottonwood Hall) starting at 1:00 pm. There will be limited seating in the gallery. Anyone wishing to attend the public board meeting must pre-register by 12:00 pm on Tuesday, October 20, 2020.

Pre-registration is mandatory so COVID-19 protocol established for the School Board Office can be maintained. Individuals signed up for the meeting will be contacted prior to the meeting to be informed of the protocol.

Please contact Richell Schwartz to register for the meeting:

Phone: 250-782-8571, ext. 217

Email: rschwartz@sd59.bc.ca



Open Board Meeting Agenda

Date: October 21, 2020 1:00 PM

Place: Chetwynd Recreation Centre – Chetwynd, BC

“We acknowledge that we share this territory with the people of Treaty 8”

APPROVAL OF AGENDA

1. ITEMS FOR ADOPTION

- R1.1 – Regular Board Meeting Minutes – September 23, 2020
- R1.2 – Excerpts Closed Meeting – September 23, 2020

2. BUSINESS ARISING

3. ESSENTIAL ITEMS

4. OTHER PRESENTATIONS

5. REPORTS FROM THE SUPERINTENDENT OF SCHOOLS



- R5.1 – School/Student News
- R5.2 – Student Discipline Report
- R5.3 – West Moberly Learning Enhancement Agreement Update
- R5.4 – Mental Health Grant
- R5.5 – Class Size, Composition, and Remedies
- R5.6 – Operational Plan Update

6. REPORTS FROM THE SECRETARY-TREASURER

- R6.1 – Final Enrolment and In-class Instruction Update
- R6.2 – Executive Compensation Disclosure 2019-20
- R6.3 – SOFI Report
- R6.4 – Safe Return to School Grants

7. TRUSTEE ITEMS

- R7.1 – BCSTA Update – T. Jones

8. COMMITTEE REPORTS

9. DIARY

10. QUESTION PERIOD

Questions or comments must relate to items in this meeting's agenda.

11. FUTURE BUSINESS / EVENTS

- 11.1 Open Board Meeting – November 25, 2020 – Board Office



School District No.59 (Peace River South)

BOARD OF EDUCATION OF SCHOOL DISTRICT NO.59

11600 – 7TH Street, Dawson Creek, BC V1G 4R8

Open Session Minutes

DATE & TIME: September 23, 2020 – 1:00 PM

PLACE: School Board Office – Dawson Creek

PRESENT: Trustees:
T. Ziemer
C. Hillton (Vice-Chair)
R. Gulick
T. Jones
C. Anderson (Chair)
B. Borton - via zoom
J. Lalonde

C. Fennell, Superintendent
M. Readman, Assistant Superintendent
M. Panoulis, Secretary-Treasurer
R. Schwartz, Recording Secretary

Called to Order – 1:03 PM

The Organizational Meeting was called to order by the Secretary Treasurer at 1:03 PM

The Secretary-Treasurer acknowledged that we share this territory with the people of Treaty 8.

Election of Chair & Vice-Chair

The Secretary Treasurer called for nominations for the position of Board Chair.

Trustee Ziemer nominated Trustee Anderson (accepted)

The Secretary Treasurer made a second and third call for further nominations.

(2020-09-006)

MOVED to cease nominations – Gulick

Congratulations to Trustee Anderson to hold position as Board Chair by acclamation.

The Secretary Treasurer turned the gavel over to the Board Chair.

The Board Chair called for nominations for the position of Vice-Chair.

Trustee Gulick nominated Crystal Hillton. (accepted)

The Board Chair made a second and third call for further nominations for the position of Vice-Chair of the Board.

(2020-09-007)

MOVED to cease nominations – Ziemer

Congratulations to Trustee Hillton to hold position as Vice-Chair.

Declarations of Conflict of Interest:

- Trustee Hillton declared conflict with District of Chetwynd and CUPE.
- Trustee Ziemer declared conflict with tenders involving painting.
- Trustee Jones declared conflict with family member belonging to BCTF & excluded staff (hourly)
- Trustee Borton declared conflict with a family member belonging to Unifor.
- Trustee Lalonde declared conflict with family member belonging to BCGEU.
- Trustee Anderson declared conflict with family member belonging to BCNU.

APPROVAL OF AGENDA

Additions:

Deletions:

(2020-09-008)

MOVED/SECONDED – Jones/Lalonde

THAT, the Regular Meeting agenda be approved as amended.

CARRIED UNANIMOUSLY

1.0 ITEMS FOR ADOPTION

R1.1 Regular Board Meeting Minutes – June 24, 2020

The Chair asked for any corrections to the minutes.

(2020-09-009)

The Chair declared the minutes of the open meeting June 24, 2020 approved as presented.

R1.3 Excerpts of Closed Board Meeting – June 24, 2020

(2020-09-010)

The Chair declared the excerpts of the closed board meeting June 24, 2020 approved as presented.

2.0 BUSINESS ARISING

3.0 ESSENTIAL ITEMS

4.0 PRESENTATIONS

Mr. Neufeld from Sander Rose Bone Grindle Accounting Firm presented the audit report to the board. The auditor found the financial statements to present fairly, in all material aspect, in accordance with all required regulation.

5.0 REPORTS FROM THE SECRETARY TREASURER

R5.1 Audited Financial Statements 2019-20

The Secretary-Treasurer reviewed the audited financial statements with the board. The district recorded an operating surplus of \$742,051 for the 2019-20 year. The majority of the operating surplus is due to underspent funds in Aboriginal Education (\$106,431) and school-based surpluses (\$483,831); only \$151,789 is attributed to the district operating budget. An operating reserve balance of \$7.1 million is available, of which \$1.2 is internally restricted.

(2020-09-011)

MOVED/SECONDED – Borton/Hillton

THAT, the Board approve the 2019-20 audited financial statements as presented.

CARRIED UNANIMOUSLY

R5.2 Audit Management Letter

The board reviewed the audit letter provided to management. The audit letter indicates any concerns, observations, and recommendations. The auditors found no major issues and no additional internal controls were recommended.

R5.3 2019-20 Financial Statement Discussion & Analysis Report

The Secretary Treasurer reviewed the 2019-20 Financial Statement Analysis Report with the board. The report is an overview of the financial statement discussion with the board.

R5.4 Pouce Coupe School Addition Update

The Secretary Treasurer announced the Board of Education has approved to cost share 50% of the two-classroom addition of the Pouce Coupe Elementary School with the Ministry of Education. The approval will be presented to the Ministry of Education as part of the Concept Plan phase of the project and if approved, the next phase of the plan will be to move to the tender process.

R5.5 2020-21 Capital Addition

The Secretary Treasurer requested an addition to the capital budget that was approved in the Preliminary 2020-21 budget in June 2020. The capital item is a replacement deck for the plow truck with a value of \$6,000. The Director of Operations will not proceed with the lowest priority item on the 2020-21 capital list until the amended funding is known to account for this change.

(2020-09-012)

MOVED/SECONDED – Gulick/Ziemer

The board approve an addition to the 2020-21 capital items to purchase a replacement deck for the plow truck at a value of \$6,000.

CARRIED UNANIMOUSLY

R5.6 Transportation Assistance Allowance

Policy 6070 School Bus Transportation allows for transportation assistance to families to support students that are eligible for transportation services but have been denied due other circumstances. The rate has not seen an increase in a long time. The Secretary Treasurer is recommending removing the additional allowance for each student and increase the per kilometre rate to \$0.25/km up to a daily maximum of \$12.

(2020-09-013)

MOVED/SECONDED – Jones/Lalonde

THAT, the Board approve a rate change to the Transportation Assistance Allowance to \$0.25/km per family up to a daily maximum allowance of \$12.

CARRIED UNANIMOUSLY

R5.7 Preliminary Enrollment

As of September 16th, 2020, the preliminary enrolment was reported at 3604 FTE (decrease of 84.0 FTE from projected enrolment). A school breakdown was provided indicating students in in-classroom instruction in and distributed learning. Students registering in distributed learning are still tagged to their catchment school.

Final enrolment numbers for Ministry funding will be determined as of September 30th.

R5.8 COVID-19 Funding

Additional funding has been announced from both the provincial and federal governments to support a safe return to school. The provincial Safe to Return to School Grant received is \$313,770 and has been allocated in the areas of cleaning supplies, reusable masks and face shields, hand hygiene, computer and assistive technology and cleaning frequency. The federal Safe Return to Class Fund will be provided in two instalments. The first disbursement is expected in the fall and the second in early 2021. The federal funding can be used for learning resources and supports, health and safety, transportation and before and after school care.

R5.9 Property Update

The Secretary Treasurer announced the district sold O'Brien School for \$450,000. The sale was completed on August 31, 2020. Proceeds from the sale will be allocated as 25% to local capital funds and 75% to minister-restricted capital funds.

6.0 REPORTS FROM THE SUPERINTENDENT OF SCHOOLS

R6.1 School/Student News

The Superintendent reported school/student news:

- The intermediate class at Don Titus Montessori had a field trip to Gwillim for the day
- Mrs. Harris' class at Crescent Park has brought the outdoors inside to build a fun reading nook. The outdoor items include a tent, canoe, outdoor chairs and a pretend firepit.
- Creative bulletin boards are welcoming students and staff back in schools.
- DCSS delivered smile cookies to students via robots built by the robotics class.

R6.2 Return to School Update-COVID-19

The Superintendent reported on the Return to School Plan.

The Superintendent spoke about the cohort structures put in place at schools across the district, with different cohort groups using separate learning spaces, entry and exits, having different break times and areas of the playground. All schools have protocols and guidelines to follow which include standardized use of personal protective equipment, physical distancing, health and safety protocols, including cleaning and what to do when you are sick. The protocols will be adapted as new information and direction is received from the Ministry of Education and provincial and local health authorities.

All the schools worked hard on developing safe back to school plans which included a student orientation component and managing the scheduling of students. Some of the high schools had to change their timetable format to initiate cohorts and limit the number of transitions for students and staff in a day. CSS and TRSS are on a semester-based timetable. DCSS-Central Campus is semester based for the first time in recent memory. DCSS-South Peace Campus is now on a quarterly or Copernican system where students take only two classes at a time for a 9-week period.

The district is providing a K-9 distributed learning program to accommodate students who are not ready or willing to return to face-to-face instruction. There is a lot of work being done to get the program off the ground as the district has previously only offered distributed learning in grades 10-12.

School District No.59 (PRS) was made aware by Northern Health that there was an exposure at Ecole Frank Ross Elementary School on September 10-11, 2020 to a confirmed COVID-19 case. The district works with Northern Health and the Medical Health Officer and follows their guidance in these situations. Please be reassured that our schools will continue to implement the strict protocols and procedures we have in place so that children and staff can continue to attend school as safely as possible.

COVID-19 protocols are continually being updated when the ministry and PHO update provincial guidelines. School outbreaks and exposures will be listed on the BCCDC website (bccdc.ca) as they are reported.

R6.3 2020-21 International Field Trips Update

The Assistant Superintendent reported that the Ministry of Education has recommended that all international travel for school students for the 2020-21 school year be cancelled or deferred. Tumbler Ridge Secondary was planning a student trip to Europe and Dawson Creek Secondary School was planning a trip to Thailand and Cambodia. Planning for both trips had been put on hold in the spring of 2020 when travel restrictions were implemented due to COVID-19.

(2020-09-014)

MOVED/SECONDED – Lalonde/Jones

THAT, the board adhere to the direction of the Ministry of Education to cancel all international student travel for the 2020-21 school year.

CARRIED UNANIMOUSLY

R6.4 Learning Enhancement Agreement Update

The district has a signed Learning Enhancement Agreement with Saulteau First Nations. The agreement with West Moberly First Nations still needs to be presented to their council.

7.0 TRUSTEE ITEMS

R7.1 BCSTA Update – T. Ziemer

Trustee Ziemer presented the latest news and events from the BCSTA. BCSTA has announced that fall events and meetings will be virtual. The Northern Interior Branch is seeking feedback on their growth plan. Trustees will review the plan and provide feedback to Trustee Ziemer to report back to the branch.

The board provided direction to the Board Chair to write a letter of appreciation to Mrs. Higginson, President of BCSTA.

R7.2 Recording Board Meetings – R. Gulick

Trustee Gulick presented a motion to record public board meetings and make available on the school district website for public access. The board held a discussion.

(2020-09-015)

MOVED/SECONDED – Gulick/Hillton

THAT, the public board meetings be recorded (audio and video) and posted online for a 2 month trial period to allow for public viewing;

WHEREAS, this new practice will be reviewed after the 2-month trial period and if the new process is approved to continue the recordings will be posted for a minimum of 365 days before expiring;

FURTHERMORE, it is understood that technology restraints or issues may arise, and may be limited in venue's outside of the School District Board Office; therefore, recordings may not be available in those circumstances.

Defeated (Jones, Ziemer, Borton, Lalonde)

R7.3 2020-21 Committees & Reps

The Board assigned trustees to standing committees and schools for the 2020-21 school year.

8.0 COMMITTEE REPORTS

R8.1 Policy Committee

The Policy Committee brought forward the following recommendations:

Policies and Regulations for Adoption:

The Policy Committee presented the following policies for adoption:

(2020-09-016)

MOVED/SECONDED – Gulick/Lalonde

THAT, the board adopt the following policies and regulations as presented:

- Policy 2320 School Closure
- Policy 2350 Organizational Chart
- Policy 3000 Hiring of Personnel

- Policy 4050 Grade Placement of Students
- Policy 4500 Communicable Disease
- Policy 4560 Visits to Schools
- *Policy 4570 Emergency Preparedness (*NEW)
- Regulation 6070.1 – School Bus Transportation: Walk Limits
- Regulation 6070.4 – School Bus Transportation: School Bus Passengers
- Regulation 6070.5 – School Bus Transportation: Operating Regulations
- Regulation 6070.6 – School Bus Transportation: Transportation Assistance Allowance

CARRIED UNANIMOUSLY

9.0 DIARY

10.0 NOTICE OF MOTION

11.0 QUESTION PERIOD

A question and answer period was provided.

12.0 FUTURE BUSINESS

R12.1 - Regular Board Meeting – October 21, 2020 (Chetwynd)

ADJOURNMENT

(2020-09-017)

MOVED – Jones

THAT, the Regular Meeting be terminated. (3:42 PM)

CARRIED UNANIMOUSLY

CERTIFIED CORRECT:

(C. Anderson) Board Chair

(M. Panoulias) Secretary Treasurer



School District No.59 (Peace River South)

MEETING: Closed Board Meeting
DATE: September 23, 2020 10:30 AM
PLACE: School Board Office – Dawson Creek

The meeting was called to order and the following was reported.

Items for Adoption

- Approval of Agenda
- Closed Meeting Minutes – June 24, 2020

Business Arising

Trustee Items

Items discussed and reported included:

- BCPSEA Update

Superintendent's Reports

Items discussed and reported included:

- Personnel Matters

Secretary Treasurer's Reports

- Property Update
- Pouce Coupe School Addition
- Public Sector Compensation Freeze Policy

Adjournment Motion

CERTIFIED CORRECT:

C. Anderson, Board Chair

M. Panoulas, Secretary Treasurer



School District No.59 (Peace River South)

October 13, 2020

SD59 Peace River South September 2020 Student Discipline Report

September Suspensions:		
	Fighting	1
	Safety of Others	6
Total		7

Submitted by:

Mike Readman
Assistant Superintendent

**School District 59 Discipline Report
for September, 2020.**

10/13/2020

Legend		Bullying	<----- suspension category	
suspensions this month	----->	2	6	<----- suspension days this month
suspensions this year	----->	5	12	<----- suspension days this year

School and Month

Chetwynd Secondary		Bullying	Drugs/ Alcohol	Fighting	Indecent Behav	Indefinite	Instigat- ing	Non-com- pliance	Profanity	Safety of Others	Tobacco	Theft	Truancv	Vandal- ism	Weapons	Total
September	2020	0	0	0	0	0	0	0	0	1	1	0	0	0	0	1
Totals To Date		0	0	0	0	0	0	0	0	1	1	0	0	0	0	1

DCSS-Central Campus		Bullying	Drugs/ Alcohol	Fighting	Indecent Behav	Indefinite	Instigat- ing	Non-com- pliance	Profanity	Safety of Others	Tobacco	Theft	Truancv	Vandal- ism	Weapons	Total
September	2020	0	0	1	3	0	0	0	0	3	9	0	0	0	0	4
Totals To Date		0	0	1	3	0	0	0	0	3	9	0	0	0	0	4

DCSS-South Peace Campus		Bullying	Drugs/ Alcohol	Fighting	Indecent Behav	Indefinite	Instigat- ing	Non-com- pliance	Profanity	Safety of Others	Tobacco	Theft	Truancv	Vandal- ism	Weapons	Total
September	2020															
Totals To Date																

Tumbler Ridge Secondary		Bullying	Drugs/ Alcohol	Fighting	Indecent Behav	Indefinite	Instigat- ing	Non-com- pliance	Profanity	Safety of Others	Tobacco	Theft	Truancv	Vandal- ism	Weapons	Total
September	2020															
Totals To Date																

Group Sub Total		Bullying	Drugs/ Alcohol	Fighting	Indecent Behav	Indefinite	Instigat- ing	Non-com- pliance	Profanity	Safety of Others	Tobacco	Theft	Truancv	Vandal- ism	Weapons	Total
September	2020	0	0	1	3	0	0	0	0	4	10	0	0	0	0	5
FTEs	Totals To Date	0	0	1	3	0	0	0	0	4	10	0	0	0	0	5

ALL SCHOOLS SUMMARY		Bullying	Drugs/ Alcohol	Fighting	Indecent Behav	Indefinite	Instigat- ing	Non-com- pliance	Profanity	Safety of Others	Tobacco	Theft	Truancv	Vandal- ism	Weapons	Total
September	2020	0	0	1	3	0	0	0	0	6	13	0	0	0	0	7
FTEs	Totals To Date	0	0	1	3	0	0	0	0	6	13	0	0	0	0	7



September 25, 2020

Ref: 239445

*Christy Fennell, Superintendent
Peace River South, SD 59
Email: cfennell@sd59.bc.ca*

Dear *Christy Fennell*

We are pleased to inform you that *Peace River South, SD 59* has been awarded a grant in the amount of **\$55,000** to support mental health and well-being promotion activities in your school community. An Electronic Funds Transfer will follow on September 30, 2020.

The 2020/2021 grant funding represents year 2 of the 3-year \$8.87-million investment that was announced by the Province on September 4, 2019, as well as the additional \$2-million boost announced on September 2, 2020.

The intention of this funding is to:

- Use existing student data (as chosen by *Peace River South, SD 59* from any relevant and appropriate data source) to fund the development of new/enhanced evidence-based, inclusive mental health and well-being activities;
 - Mental Health activities may be universal or targeted in support of students, families, and/or educators;
- Build upon 2018/19 and 2019/20 funding for continued and sustainable mental health resources in the district. This year, we are promoting a focus on compassionate systems leadership and adult well-being, while still considering the approaches of social and emotional learning, trauma informed practice, and mental health literacy; and
- Support districts to engage with Indigenous Rights holders and Partners within the District/School community to ensure planned activities are culturally safe and meet the needs of Indigenous children and youth;

Please see the attached Overview for Mental Health in Schools Grant Funding Document for more information.


A grant of this nature requires that the Ministry outline its standard expectations in terms of accountability and acknowledgement.

In accordance with conditions placed on all government grants, *Peace River South, SD 59* must:

- Use all grant funds only for the purpose outlined above.
- By **December 1, 2020**, provide the Ministry a report through the Action Plan Questionnaire outlining how the funding has been or will be spent. Funding must be spent before the end of the fiscal.
- Completion of the 2020/2021 Action Plan Questionnaire is **required** and may impact future grant funding if not completed.
- The Ministry may reclaim any portion of the grant should *Peace River South, SD 59* not use the funds received for the purposes outlined in this letter.

Further, we ask that you acknowledge the Province of British Columbia's assistance on written materials related to this grant. The following acknowledgement may be used:

“We acknowledge the financial support of the Province of British Columbia through the Ministry of Education.”



Thank you for your continued commitment to supporting the students, educators and families of your district with building mental health and well-being capacity and supporting our Provincial commitment to overall student success.

Sincerely,

Jennifer McCrea
Assistant Deputy Minister
Learning Division
Ministry of Education

September 25, 2020

To: Superintendents of British Columbia School Districts and the Federation of Independent School Associations in BC

Overview for Mental Health in Schools Grant Funding

The Ministry of Education is once again pleased to provide grant funding to each school district, as well as to the Federation of Independent School Associations in BC (FISA BC) on behalf of independent schools, to better support mental health for children.

The Province recently announced a boost to funds for school-based wellness programs and supports by \$2 million, topping up the \$8.8-million investment over three years that was announced last September. This means that for the 2020-21 school year, school districts and independent school authorities will receive a collective total of \$3.75 million in grants to promote mental wellness and provide additional supports for students, families and educators.

These grants provide school districts and FISA BC with an opportunity to build capacity in mental health and well-being related knowledge, skills, and resources in school communities. Grants may be used for a range of different activities, such as student workshops and staff training. Sustainable capacity building initiatives are encouraged - such as train-the-trainer programs and the development of video or web-based resource materials for educators, students, and/or families. **In response to the COVID-19 pandemic, school districts and FISA BC should ensure that grant-funded initiatives adhere to the BC Centre for Disease Control's [comprehensive health and safety guidelines](#), [advice on B.C.'s Back to School Plan website](#), and should consider the importance of providing access to digital and online resources for blended learning opportunities.**

Supporting Information

The Ministry of Education has recently announced the [Mental Health in Schools \(MHIS\) Strategy](#) which embeds positive mental health and wellness programs and services in all aspects of the education system. Strategic direction for MHIS comes from [A Pathway to Hope](#) which highlights the importance of promoting early childhood social and emotional development and mental health in schools.


Mental health promotion is about fostering learning environments in which all members of the school community are supporting individual resilience, creating supportive settings and addressing the influence of the broader determinants of mental health. Research shows that schools have been identified as the most appropriate environment for universal mental health promotion, as well as for early recognition of mental health challenges.

In 2018/19 and 2019/20, school districts and FISA BC were asked to consider the approaches of social and emotional learning, trauma-informed practice, and mental health literacy, which are foundational elements of

mental health promotion. This year, the Ministry also encourages a focus on **compassionate systems leadership** and **supporting adult well-being** when planning activities. Research confirms many school staff are experiencing high levels of stress, which is directly linked to students' stress. Taking a compassionate lens acknowledges that adult well-being is a critical element in supporting children in the classroom and allows for a systems-wide approach to mental health promotion and improved mental health outcomes for students and the school community.

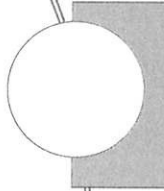
This year, as in years past, the Ministry is asking that the following key elements are considered for planning mental health activities – these elements will be reflected in the action plan questions and are described in detail below:

- Indigenous perspectives and culturally safe and inclusive environments
- Compassionate Systems Leadership
- Inquiry-based conversations around data
- Social and emotional learning, trauma-informed practice and mental health literacy



Indigenous Perspectives and Culturally Safe and Inclusive Environments

Significant engagement and collaboration with Rightsholders is necessary to facilitate the inclusion of Indigenous perspectives on positive mental health in meaningful ways. School districts and FISA BC should work closely with Indigenous partners when planning grant-funded initiatives to ensure they are culturally safe and meet the needs of Indigenous youth.




Compassionate Systems Leadership

Leadership that is compassionate, collective, and able to think and act across organizations and systems is an important component in a more systemic approach to mental health in schools. Systems Leadership is anchored in self-awareness, social awareness, responsible decision-making, self management and relationship skills.



Inquiry-based Conversations around Data

Developing a comprehensive plan is essential for an effective and sustainable mental health strategy. The Ministry encourages the use of a variety of data sources to ensure decisions regarding mental health initiatives are evidence-based, including the **Mental Health Dashboard** which was recently updated to include 2019/20 data.



Social and emotional learning (SEL), trauma informed practice (TIP), mental health literacy (MHL) are key components of mental health promotion. School districts and schools have varying needs, priorities and approaches that inform how they will weave together SEL, TIP, and MHL. When combined, these approaches create strong foundations for positive mental health.

Grant funding must be spent by the end of the fiscal. Any questions can be directed to Danielle Carter-Sullivan, Director, Mental Health, at EDUC.StrategicPriorities@gov.bc.ca.

2020/2021 Action Plan Questionnaire – Points to note:

- Completed Action Plan Questionnaires are due by December 1, 2020.
- Please submit Action Plan Questionnaires online at: <https://www.awinfosys.com/surveyfull3/minofed/main/>
- **The online submission portal will be available October 1 – December 1, 2020** (the above link will not be active prior to October 1st).
- Each school district and FISA BC has been provided a confidential password, found in their grant letter.
- If you are having trouble accessing the Action Plan Questionnaire (e.g. password issues, website not loading), please contact AWIS at support@awinfosys.com or 1-866-558-5339.
- The Ministry may contact school districts and FISA BC for additional information regarding action plan items to share learnings, opportunities and to promote provincial alignment of mental health and wellbeing strategies.

Grants are being provided with a **requirement to complete the Action Plan Questionnaire – failure to submit a completed questionnaire may impact future grant funding**. Information provided in the questionnaire is collected to fulfil reporting requirements on funding investments and results. It also provides insights on mental health promotion initiatives in school communities, which informs Ministry priorities moving forward.

To gain a greater understanding of the mental health promotion initiatives being implemented in B.C. schools, the Action Plan Questionnaire has been expanded for 2020/2021. In addition, this year, we have provided access to the 2019/20 *Directions Report* for your review, this Report provides analysis and a summary of last year's Action Plans and outcomes from 2018/19 and can be accessed from the secure District SharePoint site, in the folder "Provincial Reports/Documents for all School Districts".

We wish you continued success with your mental health activities for 2020/21. If you have questions, please contact Danielle Carter-Sullivan, Director, Mental Health, at EDUC.StrategicPriorities@gov.bc.ca.

Stay well!

The Ministry of Education, Mental Health Team



For more information on mental health and well-being, including definitions, supports and resources, please visit the *erase*: Mental Health & Well-being website at erase.gov.bc.ca.

The Ministry looks forward to receiving completed Action Plan Questionnaires by December 1, 2020.



School District No.59 (Peace River South)

October 2020

To: Board of Education of SD 59 (PRS)

From: Christy Fennell, Superintendent

RE: Report on Class Size and Composition, Remedies and Ratios

1. Ratios:

The district must meet ratios in the areas of:

- Special Education Resource Teacher (SERT) 1:342
- Learning Assistance Teacher (LAT) 1:325
- Teacher Librarian (TL) 1:400
- English Language Learners (ELL) 1:43.8 ELL FTE
- Secondary Counsellors 1:315

The district has met and exceeded the ratio for Teacher Librarians (+0.177 FTE).

- Current TL FTE - 9.066
 - 5.271 FTE TL – Elementary
 - 3.795 FTE TL - Secondary

The district has a shortfall in the combined ratios of SERT, LAT and ELL (-0.100 FTE).

- Current ELL FTE - 2.0 (+ 0.059 above 1.941 ratio required for 85 ELL FTE)
 - 1.0 FTE District ELL Teacher – Elementary
 - 1.0 FTE District ELL Teacher – Middle/Secondary
- Current LAT FTE - 10.574
 - 6.609 FTE LAT - Elementary
 - 3.965 FTE LAT – Secondary
- Current SERT FTE- 10.616: This includes SERT, LRT (Literacy Resource Teacher), NRT (Numeracy Resource teacher), Additional LAT (Learning Assistance)
 - 5.55 FTE District SERT
 - 2.5 District Helping Teacher
 - 0.5 District Teacher for Students with Visual Impairments
 - 0.35 District teacher for the Deaf and Hard of Hearing
 - 1.2 District Primary Literacy Teacher
 - 1.0 District Intermediate/Secondary Literacy Teacher
 - 3.5 FTE School-Based LRT
 - 0.828 FTE School-Based NRT
 - 0.738 FTE Additional LAT



School District No.59 (Peace River South)

The district has met and exceeded the ratio the ratio for Secondary Counsellors (+0.008).

- Current Secondary Counsellor FTE – 4.575
 - 2.0 FTE Dawson Creek Secondary South Peace Campus
 - 1.0 FTE Dawson Creek Secondary Central Campus
 - 0.875 FTE Chetwynd Secondary
 - 0.7 FTE Tumbler Ridge Secondary

At this time the district is working to fulfill our obligations for meeting the above ratios.

2. Class Size and Composition:

There are 9 schools not in compliance with class size/composition maximums as described in LOU #17. Meetings have occurred with the union president of the PRSTA to report on our best efforts to resolve any class size or composition issues. The union president agreed that the district had demonstrated best efforts and that we would be applying remedies in classrooms that were over class size and/or composition maximums:

Note: separate remedies stated are not all 1.0 FTE

In Summary:

- There are 7 elementary schools* not in compliance:
 - In total, 18 teachers are being remedied for composition (22 remedies)
- There are 3 secondary schools** not in compliance:
 - In total, 39 teachers are being remedied for composition (85 remedies)
 - In total, 6 teachers are being remedied for class size (8 remedies)

*Canalta Elementary, Crescent Park Elementary, Devereaux Elementary, Don Titus Montessori Elementary, Ecole Frank Ross Elementary, Moberly Lake Elementary, Tremblay Elementary,

**Dawson Creek Secondary – South Peace Campus and Central Campus, Chetwynd Secondary, Tumbler Ridge Secondary

**Ratio Analysis - SD # 59 Peace River South
2020/21 School Year**

	FTE	LAT (1 per every 325 FTE)			TL (1 per every 400 FTE)			Couns. (1 per every 315 FTE)		
		Present	Expected	Difference	Present	Expected	Difference	Present	Expected	Difference
Canalta	233.000	0.720	0.717	0.003	0.600	0.583	0.017			
CSS	289.063	0.865	0.889	-0.024	0.750	0.723	0.027	0.875	0.918	-0.04
Crescent Park	228.000	0.695	0.702	-0.007	0.560	0.570	-0.010			
DCSS - Central	394.000	1.000	1.212	-0.212	1.000	0.985	0.015	1.000	1.251	-0.25
DCSS - SP	583.500	1.600	1.795	-0.195	1.445	1.459	-0.014	2.000	1.852	0.15
Devereaux	87.000	0.270	0.268	0.002	0.220	0.218	0.002			
Don Titus	116.000	0.350	0.357	-0.007	0.280	0.290	-0.010			
EFR	486.000	1.550	1.495	0.055	1.250	1.215	0.035			
Little Prairie	227.000	0.650	0.698	-0.048	0.472	0.568	-0.096			
McLeod	53.000	0.150	0.163	-0.013	0.125	0.133	-0.008			
Moberly Lake	36.000	0.100	0.111	-0.011	0.100	0.090	0.010			
Parkland	50.000	0.150	0.154	-0.004	0.100	0.125	-0.025			
Peaceview	26.000	0.080	0.080	0.000	0.065	0.065	0.000			
Pouce Coupe	122.000	0.440	0.375	0.065	0.358	0.305	0.053			
SP Elementary	30.000	0.092	0.092	0.000	0.075	0.075	0.000			
Tremblay	140.000	0.500	0.431	0.069	0.365	0.350	0.015			
TRE	218.000	0.662	0.671	-0.009	0.538	0.545	-0.007			
TRSS	171.875	0.500	0.529	-0.029	0.600	0.430	0.170	0.546	0.546	0.00
Windrem	64.000	0.200	0.197	0.003	0.163	0.160	0.003			
	3554.4375	10.574	10.936	-0.362	9.066	8.889	0.177	4.421	4.567	-0.146

FTE	Present	Expected	Difference
-----	---------	----------	------------

SERT (1 per every 342 FTE) 3554.4375 10.6160 10.393 0.223

ELL (1 per every 43.8 FTE) 85.00 2.000 1.941 0.059

Shortage

LAT/SERT/ELL 23.19 23.270 -0.080 - 0.100

TL 9.066 8.889 0.177

Couns. 4.421 4.567 -0.146 Covered by increase in TRSS Counsellor

As of Nov

SD59 2020/21 Final Enrolments (FTE's)

School	Prelim. Budget	Sep-20	Change	Sep-19	Sep-20	Change
Canalta	235.0	233.0	(2.0)	238.0	233.0	(5.0)
Chetwynd Secondary	269.0	289.1	20.1	265.3	289.1	23.8
Crescent Park	226.0	228.0	2.0	227.0	228.0	1.0
Devereaux	88.0	87.0	(1.0)	99.0	87.0	(12.0)
Don Titus	114.0	116.0	2.0	123.0	116.0	(7.0)
Ecole Frank Ross	490.0	486.0	(4.0)	491.0	486.0	(5.0)
Distributed Learning & Kelly Lake	65.0	74.0	9.0	95.9	74.0	(21.9)
Little Prairie	220.0	227.0	7.0	227.0	227.0	0.0
McLeod	50.0	53.0	3.0	56.0	53.0	(3.0)
Moberly Lake	30.0	36.0	6.0	34.0	36.0	2.0
Parkland	42.0	50.0	8.0	42.0	50.0	8.0
Peace View School	26.0	26.0	0.0	24.0	26.0	2.0
Pouce Coupe	143.0	122.0	(21.0)	141.0	122.0	(19.0)
South Peace Elementary	30.0	30.0	0.0	28.0	30.0	2.0
Dawson Creek Secondary	975.0	977.5	2.5	997.3	977.5	(19.8)
Tremblay	146.0	140.0	(6.0)	161.0	140.0	(21.0)
Tumbler Ridge Elementary	215.0	212.0	(3.0)	223.0	212.0	(11.0)
Tumbler Ridge Secondary	182.0	171.9	(10.1)	170.3	171.9	1.6
Windrem	65.0	64.0	(1.0)	72.0	64.0	(8.0)
District	77.0	0.0	(77.0)	0.0	0.0	0.0
Total FTE	3688.00	3622.44	(65.6)	3714.75	3622.44	(92.3)

SUMMARY:

Elementary	2,120.0	2,110.0	(10.0)	2,186.0	2,110.0	(76.0)
Secondary	1,426.0	1,438.4	12.4	1,432.8	1,438.4	5.6
Distributed Learning & Kelly Lake	65.0	74.0	9.0	95.9	74.0	(21.9)
District School	77.0	0.0	(77.0)	0.0	0.0	0.0
Total FTE	3,688.0	3,622.4	(65.6)	3,714.8	3,622.4	(92.3)

SUMMARY:

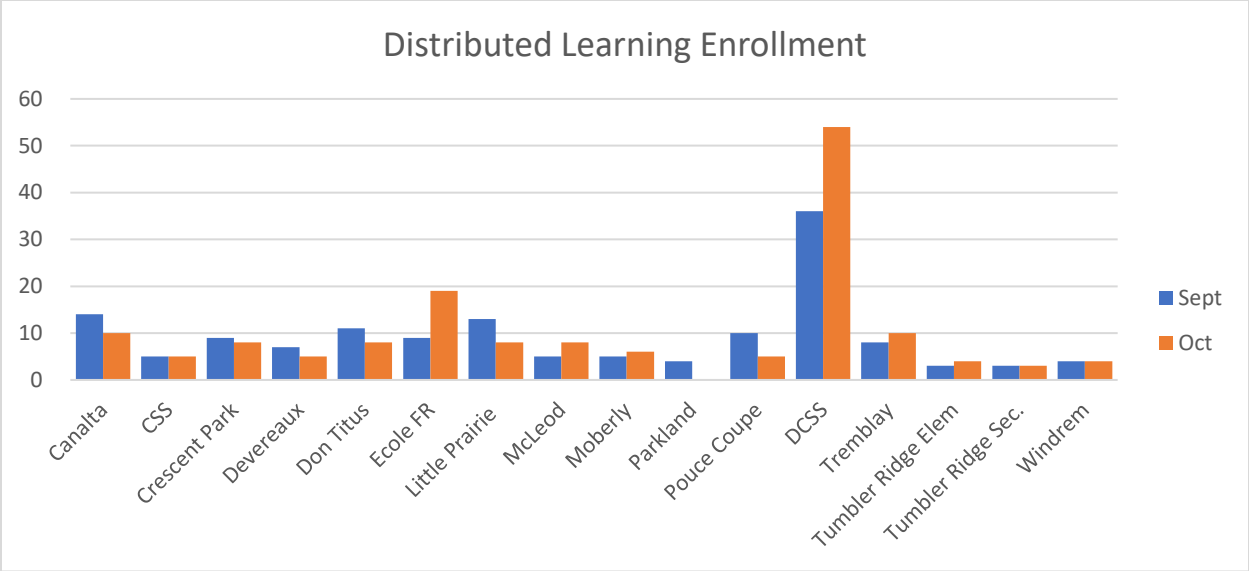
Elementary:

Urban Dawson Creek	1,097.0	1,087.0	(10.0)	1,117.0	1,087.0	(30.0)
Rural Dawson Creek	379.0	368.0	(11.0)	390.0	368.0	(22.0)
Chetwynd Area	429.0	443.0	14.0	456.0	443.0	(13.0)
Tumbler Ridge	215.0	212.0	(3.0)	223.0	212.0	(11.0)
Total	2,120.0	2,110.0	(10.0)	2,186.0	2,110.0	(76.0)

Secondary:

Dawson Creek	975.0	977.5	2.5	997.3	977.5	(19.8)
Chetwynd	269.0	289.1	20.1	265.3	289.1	23.8
Tumbler Ridge	182.0	171.9	(10.1)	170.3	171.9	1.6
Total	1,426.0	1,438.4	12.4	1,432.8	1,438.4	5.6

Distributed Learning & Kelly Lake	65.0	74.0	9.0	95.9	74.0	(21.9)
District School	77.0	0.0	(77.0)	0.0	0.0	0.0



School	Sept	Oct
Canalta	14	10
CSS	5	5
Crescent Park	9	8
Devereaux	7	5
Don Titus	11	8
Ecole FR	9	19
Little Prairie	13	8
McLeod	5	8
Moberly	5	6
Parkland	4	0
Pouce Coupe	10	5
DCSS	36	54
Tremblay	8	10
Tumbler Ridge Elem	3	4
Tumbler Ridge Sec.	3	3
Windrem	4	4
Total FTE	146	157

Public Sector Executive Compensation Disclosure Report 2019/20 School District #59 (Peace River South)

The Board of Education of School District #59 encourages and adopts practices that enable the district to attract, retain, incent, and reward qualified, high-performing employees, who are critical to the delivery of quality public education programs to students in School District No.59 (Peace River South)

A key component of this approach is the development and maintenance of a framework for executive and exempt staff compensation that is rational, defensible, competitive and able to be effectively administered.

Compensation Philosophy

The Board's compensation philosophy aligns with the statutory system of exempt staff compensation administration in the K-12 public education sector and the British Columbia Public School Employers' Association (BCPSEA) exempt staff compensation management plan (BCPSEA Policy 95-06, *Compensation and Employment Standards for School District Employees Not Subject to a Collective Agreement*), which is an approved compensation plan under the *Public Sector Employers Act*.

Compensation mandates/direction adopted by the Public Sector Employers' Council (PSEC) from time to time are the official policy of BCPSEA and any adjustments to exempt staff compensation levels must align with the parameters of the prevailing compensation mandate/direction.

The Board's compensation philosophy is based upon a set of principles that guide development, maintenance and decision-making with respect to salary structures and total compensation packages and programs.

At its core is an integrated view of compensation and rewards — not only traditional, quantifiable elements such as salary and benefits (compensation), but also more intangible elements such as career opportunities, learning and career development, work challenge, and supportive culture (rewards). The total rewards compensation program further integrates with plans that establish the board of education's overall education, business, and human resources strategies and objectives to facilitate the attraction and retention of qualified, experienced, motivated and high-potential employees who are committed to the board's overarching goal of delivering a high quality public education experience to BC students.

Inherent in the compensation philosophy are the following core principles:

- **Performance:** The compensation structure and administration of the structure supports and promotes meaningful career growth and development opportunities, and a performance-based (merit) organizational culture.

- Differentiation: Differentiation of compensation is supported where there are differences in the scope of the position within an organization, and/or due to superior individual/team contributions.
- Accountability: Compensation decisions are objective and based upon a clear and well documented rationale that demonstrates the appropriate expenditure of public funds.
- Transparency: The compensation program is designed, managed, administered, and communicated in a manner that ensures the program is clearly understood by employees and the public while protecting individual personal information.

Labour Market Comparators

Key to the compensation philosophy is the need to maintain a meaningful level of competitiveness with the relevant external labour market. Consistent with industry standards, “labour market” is defined in the BCPSEA sectoral exempt compensation management plan (Policy 95-06, *Compensation and Employment Standards for School District Employees Not Subject to a Collective Agreement*) as:

- The recruitment pool for these employees
- The destination sector for these employees.

The following considerations guide articulation of the relevant labour market:

- Degree of recruitment from these jurisdictions/organizations
- Size of the organization, as size drives the span of control and scope of accountability
- Geographic location
- Transferability of skills
- Comparability of qualifications and experience
- Comparability of authority and consequence of error.

For executive and exempt staff positions in the BC K-12 public education sector, the relevant labour market includes:

1. Other BC school districts (primary labour market)
2. Other BC public sector organizations
3. Other Canadian school districts where relevant (to the extent that BC school districts recruit from and lose employees to these jurisdictions, this segment of the labour market is weighted to Alberta and Ontario (and to a lesser extent, Saskatchewan) consistent with the industry-standard definition of labour market)
4. Selected private sector organizations where relevant.

The Board's executive and exempt staff salary structure was developed on a total compensation basis, consistent with governance and technical best practice, as part of the BCPSEA Sectoral Exempt Staff Compensation Review Project conducted with the approval of the PSEC Secretariat. This comprehensive market review ensured development of an executive and exempt staff salary structure for each of the province's 60 public school districts in alignment with each district's relevant comparator labour market and internal organizational structure. This approach includes:

- Consideration of all components of the total reward model.
- Consideration of the relevant labour market for compensation comparison purposes.
- Linking pay ranges to neutral, relevant factors (e.g., job content (specific duties/responsibilities), required skill level, required competencies, required qualifications).
- Ensuring appropriate relationships exist between positions in the district's organizational hierarchy.
- Considering the ways in which appropriate organizational and individual performance measures may be linked to the administration of the compensation system.

In balancing external competitiveness with internal equity, the reference point for executive and exempt total compensation is currently the median of the relevant comparator labour market.

The Board's total compensation package for executive/senior management staff is comprised of the following elements.

Cash Compensation

Total cash compensation includes annual base salary and northern allowance.

- **Annual base salary**

Annual base salary is considered in the context of the total compensation package.

- **Northern allowance**

An amount of \$4,000 of the salary paid to the Employee shall be designated as a Northern Residents Travel benefit. This benefit shall be in effect within the guidelines of the Canada Revenue Agency as they exist and are changed by the Canada Revenue

Agency from year to year and shall end when the Canada Revenue Agency ends the program. Northern Allowance for regular part-time employees will be pro-rated proportionate to the hours compensated.

Non-cash Compensation

The non-cash elements of the total compensation package include:

- **Health and welfare benefits**, such as basic medical, extended medical, dental, group life, short-term and long-term disability, employee and family assistance program, etc. consistent with such benefits as offered in the K-12 sector generally.
- **Pension benefits** — executive/senior management employees are enrolled in either the Teachers' Pension Plan or the Municipal Pension Plan.
- **Long Service Recognition** — Continuing employees will be recognized by the Board of Education in progressive service intervals according to the following schedule:
 - 10 years service - presentation of 10 year pin
 - 15 years service - presentation of 15 year pin
 - 20 years service - presentation of 20 year (Silver) pin
 - 25 years service - presentation of 25 year (Gold) pin, Engraved Watch
 - 30 years service - presentation of 30 year (Gold with Ruby) pin, District Cheque of \$350
 - 35 years service - presentation of 35 year (Gold with Ruby & Diamond) pin, District Cheque for \$500
 - 40 years service - presentation of 40 year (Gold with Ruby, Sapphire & Diamond) pin, District Cheque for \$650
- **Retirement Recognition** — Retiring employees will be recognized by the Board of Education in progressive service intervals according to the following schedule:
 - Less than 10 years - presentation of a School District cheque in the amount of \$100, and gift certificate of choice in the amount of \$130.00
 - 10 years or more - presentation of a School District cheque in the amount of \$20/year of service to a maximum of \$500, and gift certificate of choice in the amount of \$130.00

In Addition: Departing District Management and Excluded Staff will be honoured by the Board with the presentation of a departing gift, the value of which will be commensurate with their length of service, in combination with their relationship to the Board.

- **Paid time off**, including an annual vacation entitlement between 15 and 40 days. Pursuant to the *Public Sector Employers Act*, carry forward of unused accumulated vacation is not permitted. If, however, the individual employment contract does allow for carry forward of unused accumulated vacation, then such vacation may be carried forward for one year only and at the end of that year, the unused accumulated vacation must be used in full, paid out, or a combination of the two.

Further, executive/senior management employees receive up to 3 days of paid time off annually, in addition to annual vacation entitlement, in recognition of long and continuous service. These days are subject to the conditions specified below:

Completion of three years of service = one (1) day leave

Completion of four years of service = two (2) days leave

Completion of five years of service = three (3) days leave

These days may not be carried over from one fiscal year to another and are not eligible to be paid out if unused by the Employee.

Compensation Administration

The Board engages in consistent and ongoing administration of the compensation structure to ensure that reality matches philosophy and that equity is maintained. An ongoing system of compensation review conducted and managed through BCPSEA and the PSEC Secretariat ensures that total compensation levels are benchmarked externally against the appropriate labour market and internally against appropriate job criteria.

The Board works with BCPSEA to obtain information and advice relating to the executive and exempt compensation structures and to ensure alignment with the compensation mandates/directions established by PSEC.

- **Annual base salary administration**

The salary structure for executive and exempt positions is based on placement at the appropriate salary range in the structure reflective of labour market competitiveness and internal equity. Placement and progression through the salary range is dependent upon competency growth and performance. The maximum of the salary range typically represents the job rate for the position, defined as the salary that should be paid to an incumbent who has established him/herself as meeting all the goals and expectations of the position in a fully satisfactory manner. New hires are generally not placed at the job rate on commencement of employment, although due to the key leadership roles and responsibilities, such individuals are generally recruited at a highly competent level and are often placed at the mid- to maximum point in the salary range reflective of the required competence, qualifications, and experience.

The decision whether to grant a salary increase to the position of Superintendent only is at the sole discretion of the Board and is the only executive/exempt position for which BCPSEA approval of an increase to any element of the compensation package is not required. In determining whether a salary increase is warranted, the Board considers such factors as performance,

competence, external competitiveness, and internal equity including the maintenance of appropriate salary differentials through the organization. The Board typically utilizes market compensation data and salary/compensation structures developed by BCPSEA for this position as well as all other positions in the exempt staff structure. Potential increases are considered within the Board's overall compensation budget.

Accountability

Underlying the Board's compensation philosophy and approach is the understanding that legal and regulatory mandates are considered a baseline for implementing any compensation plan or practice. Compensation administration in the K-12 public education sector currently operates within the following context:

- the *Public Sector Employers Act*, which establishes the legislative policy framework for exempt staff compensation administration in the public sector
- the BCPSEA exempt staff compensation management plan (Policy 95-06, *Compensation and Employment Standards for School District Employees Not Subject to a Collective Agreement*), which is an approved compensation plan under the *Public Sector Employers Act*.
- compensation mandates/direction adopted by the Public Sector Employers' Council from time to time. Any adjustments to exempt staff compensation levels must align with the parameters of the prevailing PSEC compensation mandate/direction.

Under the current compensation administration system in the K-12 sector:

- the Board of Education is solely responsible for the establishment and maintenance of compensation levels for the position of Superintendent of Schools. As elected school trustees, the Board is accountable to its public and therefore ensures that it adheres to proper human resources practices including statutory requirements with respect to executive and exempt staff compensation.
- proposed salary range placement and compensation adjustments for all other executive and exempt positions in the district must be reviewed and approved by BCPSEA prior to implementation.

EXECUTIVE COMPENSATION DISCLOSURE

School District 59 (Peace River South)

Summary Compensation Table at 2020

Name and Position	Salary	Holdback/Bonus/ Incentive Plan Compensation	Benefits	Pension	All Other Compensation (expanded below)	2019/2020 Total Compensation	Previous Two Years Totals Total Compensation	
							2018/2019	2017/2018
Candace Clouthier, Superintendent	\$ 174,015	-	\$ 7,623	\$ 19,600	\$ 556	\$ 201,794	\$ 189,215	\$ 171,501
Christy Fennell, Assistant - Superintendent	\$ 153,931	-	\$ 6,204	\$ 17,394	-	\$ 177,529	\$ 167,385	\$ 153,927
Melissa Panoulis, Secretary Treasurer	\$ 155,274	-	\$ 7,416	\$ 15,116	-	\$ 177,806	\$ 174,293	\$ 149,673
Michael Readman, Director of Instruction	\$ 133,299	-	\$ 7,573	\$ 15,063	-	\$ 155,935	\$ 155,035	\$ 153,643

EXECUTIVE COMPENSATION DISCLOSURE

Notes

Candace Clouthier, Superintendent	Other Note: Long Term Service upon retirement
Christy Fennell, Assistant - Superintendent	
Melissa Panoulis, Secretary Treasurer	
Michael Readman, Director of Instruction	

SOFI

2020

**School District
Statement of Financial Information (SOFI)
School District No. 59 (PEACE RIVER SOUTH)
Fiscal Year Ended June 30, 2020**

TABLE OF CONTENTS

Documents are arranged in the following order:

1. Approval of Statement of Financial Information
2. Financial Information Act Submission Checklist
3. Management Report
4. Audited Financial Statements
5. Schedule of Debt
6. Schedule of Guarantee and Indemnity Agreements
7. Schedule of Remuneration and Expenses including:
 - Statement of Severance Agreements
 - Reconciliation or explanation of differences to Audited Financial Statements
8. Schedule of Payments for the Provision of Goods and Services including:
 - Reconciliation or explanation of differences to Audited Financial Statements



SCHOOL DISTRICT STATEMENT OF FINANCIAL INFORMATION (SOFI)

6049

SCHOOL DISTRICT NUMBER 59		NAME OF SCHOOL DISTRICT PEACE RIVER SOUTH	YEAR 2020
OFFICE LOCATION(S) 11600 - 7TH STREET, DAWSON CREEK BC			TELEPHONE NUMBER 250-782-8571
MAILING ADDRESS 11600 - 7TH STREET			
CITY DAWSON CREEK		PROVINCE BC	POSTAL CODE V1G 4R8
NAME OF SUPERINTENDENT CHRISTY FENNEL			TELEPHONE NUMBER 250-782-8571
NAME OF SECRETARY TREASURER MELISSA PANOULIAS			TELEPHONE NUMBER 250-782-8571

DECLARATION AND SIGNATURES

We, the undersigned, certify that the attached is a correct and true copy of the Statement of Financial Information for the year ended
June 30, 2020
for School District No. 59 as required under Section 2 of the Financial Information Act.

SIGNATURE OF CHAIRPERSON OF THE BOARD OF EDUCATION	DATE SIGNED
SIGNATURE OF SUPERINTENDENT	DATE SIGNED
SIGNATURE OF SECRETARY TREASURER	DATE SIGNED

Statement of Financial Information for Year Ended June 30, 2020

Financial Information Act-Submission Checklist

	<i>Due Date</i>
a) <input type="checkbox"/> A statement of assets and liabilities (audited financial statements).	<i>September 30</i>
b) <input type="checkbox"/> An operational statement including, i) a Statement of Income and ii) a Statement of Changes in Financial Position, or, if omitted, an explanation in the Notes to Financial Statements (audited financial statements)	<i>September 30</i>
c) <input type="checkbox"/> A schedule of debts (audited financial statements).	<i>September 30</i>
d) <input type="checkbox"/> A schedule of guarantee and indemnity agreements including the names of the entities involved and the amount of money involved. (Note: Nil schedules can be submitted December 31).	<i>September 30</i>
e) A schedule of remuneration and expenses, including:	<i>December 31</i>
<input type="checkbox"/> i) an alphabetical list of employees earning over \$75,000, the total amount of expenses paid to or on behalf of each employee for the year reported and a consolidated total for employees earning under \$75,000. If the total wages and expenses differs from the audited financial statements, an explanation is required.	
<input type="checkbox"/> ii) a list by name and position of Board Members with the amount of any salary and expenses paid to or on behalf of the member	
<input type="checkbox"/> iii) the number of severance agreements started during the fiscal year and the range of months' pay covered by the agreement, in respect of excluded employees. If there are no agreements to report, an explanation is required	
f) <input type="checkbox"/> An alphabetical list of suppliers receiving over \$25,000 and a consolidated total for those suppliers receiving less than \$25,000. If the total differs from the Audited Financial Statements, an explanation is required.	<i>December 31</i>
g) <input type="checkbox"/> Approval of Statement of Financial Information.	<i>December 31</i>
h) <input type="checkbox"/> A management report approved by the Chief Financial Officer	<i>December 31</i>

SCHOOL DISTRICT 59 (PEACE RIVER SOUTH)

**School District
Statement of Financial Information (SOFI)**

School District No. 59 (PEACE RIVER SOUTH)

Fiscal Year Ended June 30,2020

MANAGEMENT REPORT

The Financial Statements contained in this Statement of Financial Information under the *Financial Information Act* have been prepared by management in accordance with Canadian generally accepted accounting principles and the integrity and objectivity of these statements are management's responsibility.

Management is also responsible for all other schedules of financial information and for ensuring this information is consistent, where appropriate, with the information contained in the financial statements and for implementing and maintaining a system of internal controls to provide reasonable assurance that reliable financial information is produced.

The Board of Education is responsible for ensuring that management fulfils its responsibilities for financial reporting and internal control and for approving the financial information included in the Statement of Financial Information.

The external auditors, **Sander Rose Bone Grindle LLP**, conduct an independent examination, in accordance with generally accepted auditing standards, and express their opinion on the financial statements as required by the *School Act*. Their examination does not relate to the other schedules of financial information required by the *Financial Information Act*. Their examination includes a review and evaluation of the board's system of internal control and appropriate tests and procedures to provide reasonable assurance that the financial statements are presented fairly.

On behalf of School District

Christy Fennell, Superintendent
Date:

Melissa Panoulas, Secretary Treasurer
Date:

Prepared as required by *Financial Information Regulation*, Schedule 1, section 9

School District
Statement of Financial Information (SOFI)
School District No. 59, (PEACE RIVER SOUTH)
Fiscal Year Ended June 30, 2020

SCHEDULE OF DEBT

Information on all long term debt is included in the School District Audited Financial Statements.

Prepared as required by *Financial Information Regulation*, Schedule 1, section 4

**School District
Statement of Financial Information (SOFI)**

School District No. 59, (PEACE RIVER SOUTH)

Fiscal Year Ended June 30, 2020

SCHEDULE OF GUARANTEE AND INDEMNITY AGREEMENTS

School District No. 59 (PEACE RIVER SOUTH) has not given any guarantee or indemnity under the Guarantees and Indemnities Regulation.

Prepared as required by *Financial Information Regulation*, Schedule 1, section 5

**School District
Statement of Financial Information (SOFI)
School District No. 59, (PEACE RIVER SOUTH)**

Fiscal Year Ended June 30, 2020

SCHEDULE OF REMUNERATION AND EXPENSES

	Total Remuneration	Total Expenses
<u>Elected Officials</u>		
A	\$118,517.64	\$22,992.65
B		
Z		
Total Elected Officials	\$118,517.64	\$22,992.65
<u>Detailed Employees Exceeding \$75,000</u>		
A	\$17,339,830.78	\$189,205.29
B		
Z		
Total Detailed Employees Exceeding \$75,000	\$17,339,830.78	\$189,205.29
Total Employees Equal to or Less Than \$75,000	\$16,346,699.46	\$144,746.56
Consolidated Total	\$33,686,530.24	\$333,951.85
Total Employer Premium for Canada Pension Plan and Employment Insurance		\$1,793,666.13

Prepared as required by Financial Information Regulation, Schedule 1, section 6

**School District
Statement of Financial Information (SOFI)**

School District No.59, (PEACE RIVER SOUTH)

Fiscal Year Ended June 30, 2020

STATEMENT OF SEVERANCE AGREEMENTS

There were no severance agreements made between **School District No. 59 (PEACE RIVER SOUTH)** and its non-unionized employees during fiscal year 2020.

Prepared as required by *Financial Information Regulation*, Schedule 1, subsection 6(7)

**SCHOOL DISTRICT #59 (PEACE RIVER SOUTH)
STATEMENT OF FINANCIAL INFORMATION**

**A. LIST OF SUPPLIERS WHERE PAYMENTS
EXCEED \$25,000.**

SUPPLIER NAME	EXPENDITURE
ANDERSON, VALERIE	\$ 40,080.00
APOLLO SHEET METAL LTD.	\$ 141,134.93
APPLE CANADA INC. C3120	\$ 265,174.30
B C HYDRO	\$ 477,608.87
B C PRINCIPALS' AND VICE	\$ 36,217.58
B C SCHOOL TRUSTEES'	\$ 38,795.88
B C T F SALARY INDEMNITY	\$ 313,628.28
B C TEACHERS' FEDERATION	\$ 323,940.59
BC FIRE SAFE PROTECTION	\$ 47,721.67
BRITCO BOXX LP	\$ 224,587.98
BROWNS CHEVROLET	\$ 33,068.44
BUNZL CLEANING & HYGIENE	\$ 134,124.90
CAMERON, DENNIS	\$ 26,128.13
CITY OF DAWSON CREEK	\$ 107,598.63
CLIMATE ACTION SECRETARIAT	\$ 71,505.00
CUPE LOCAL 4992	\$ 30,300.49
DAWSON CO-OPERATIVE UNION	\$ 486,384.73
DAWSON CREEK CO-OP	\$ 64,905.79
DCSS-SOUTH PEACE CAMPUS TRUST	\$ 43,590.59
DIG IT BOBCAT SERVICE	\$ 30,135.00
E B HORSMAN & SON	\$ 83,368.33
EMCO CORPORATION	\$ 56,856.25
EMPLOYER HEALTH TAX	\$ 646,038.61
FALCON ENGINEERING LTD.	\$ 57,041.99
FORCE ENGINEERING GROUP INC.	\$ 91,016.10
FORTISBC - NATURAL GAS	\$ 79,688.85
FOUNTAIN TIRE (DAWSON CREEK) L	\$ 26,811.80
GALAPIA, VIVIAN	\$ 50,925.00
GEAR O RAMA SUPPLY LTD.	\$ 26,706.23
GENERAL SECRETARY	\$ 87,033.04
GEOTILITY GEOTHERMAL INSTALLAT	\$ 137,807.37
GERDA'S JANITORIAL	\$ 33,372.68
GRAND & TOY	\$ 158,521.41
HEGGE CONSTRUCTION LTD	\$ 591,675.00
HI-TECH BUSINESS SYSTEMS LTD.	\$ 62,782.45
IDEAL OFFICE SOLUTIONS LTD.	\$ 45,822.13
INLAND CONTROL & SERVICES INC.	\$ 536,517.23
INSURANCE CORPORATION OF	\$ 150,531.00
LANCASHIRE DISTRIBUTION	\$ 28,980.52

**A. LIST OF SUPPLIERS WHERE PAYMENTS
EXCEED \$25,000.**

SUPPLIER NAME	EXPENDITURE
LINEHAM, CHARLENE	\$ 27,393.25
MORNEAU SHEPELL LTD.	\$ 56,117.93
MUNICIPAL PENSION PLAN	\$ 1,680,976.92
NELSON EDUCATION LTD.	\$ 52,655.80
NORTHERN JANITORIAL SUPPLY	\$ 49,998.11
NORTHERN LEGENDARY CONSTRUCTIO	\$ 502,180.35
NORTHERN LIGHTS COLLEGE	\$ 107,013.74
NORTHERN METALIC SALES LTD.	\$ 54,707.28
OLYMPIC INTERNATIONAL SALES LT	\$ 106,948.95
P C L N CONTRACTING LTD.	\$ 44,415.00
P R S T A	\$ 191,482.14
P R S T A PROFESSIONAL	\$ 135,000.00
PACIFIC BLUE CROSS	\$ 1,047,728.79
PACIFIC NORTHERN GAS (N.E.) LT	\$ 274,859.68
PEACE RIVER BUILDING PRODUCTS	\$ 42,091.29
PEACE RIVER SOUTH PRINCIPALS'	\$ 35,592.52
PEACE WAPITI SCHOOL	\$ 209,317.00
PEBT IN TRUST	\$ 611,115.20
POWERSCHOOL CANADA ULC	\$ 156,352.30
RECEIVER GENERAL OF CANADA	\$ 8,639,310.11
REVENUE SERVICES OF BC	\$ 159,851.50
RICOH CANADA INC.	\$ 44,688.12
SAPPHIRE SOUND	\$ 74,390.05
SCHOOLHOUSE PRODUCTS INC.	\$ 27,063.24
SOS DISASTER SERVICES INC.	\$ 29,877.47
STANDARD BUS CONTRACTING	\$ 668,413.28
STEP UP 'N' RIDE SOCIETY	\$ 48,490.00
SWING TIME DISTRIBUTORS	\$ 116,873.12
TD US VISA	\$ 575,104.32
TEACHER PENSION PLAN	\$ 4,691,103.76
TEAMSTERS LOCAL UNION NO. 31	\$ 54,406.00
TELUS	\$ 49,359.56
TORGERSON, EVANGELINE JENNY	\$ 90,625.00
TRAINOR MECHANICAL	\$ 83,461.22
W8 TRANSPORT LTD.	\$ 33,810.00
WALMSLEY & ASSOCIATES	\$ 27,737.50
WASTE MANAGEMENT OF CANADA	\$ 213,228.01
WESTERN CANADA IC BUS INC	\$ 713,910.40
WIL-O-WISP CONTRACTING	\$ 26,355.50
WINDSOR PLYWOOD	\$ 25,025.22
WORKSAFE BC	\$ 219,469.38

**A. LIST OF SUPPLIERS WHERE PAYMENTS
EXCEED \$25,000.**

SUPPLIER NAME	EXPENDITURE
WRIGHTS	\$ 64,547.45
ZWICKS PLUMBING & HEATING	\$ 1,256,011.93
TOTAL FOR SUPPLIERS WHERE PAYMENTS EXCEED \$25,000.00	\$ 29,207,186.16

B. SUPPLIERS PAID \$25,000.00 OR LESS

Total amount paid to suppliers where the amount paid to each supplier was \$25,000.00 or less SCHOOL DISTRICT #59 (PEACE RIVER SOUTH)	\$ 1,884,157.26
--	------------------------

STATEMENT OF FINANCIAL INFORMATION

**SCHOOL DISTRICT #59 (PEACE RIVER SOUTH)
STATEMENT OF FINANCIAL INFORMATION**

A. LIST OF ELECTED OFFICIALS

NAME	POSITION	REMUNERATION	EXPENSES
ANDERSON, CHAD	TRUSTEES	\$ 18,002.55	\$ 2,585.74
BORTON, REBECCA	TRUSTEES	\$ 16,502.52	\$ 1,492.23
GULICK, ROXANNE	TRUSTEES	\$ 16,502.52	\$ 6,463.75
HILLTON, CRYSTAL	TRUSTEES	\$ 17,502.48	\$ 3,925.29
JONES, TRAVIS R	TRUSTEES	\$ 16,502.52	\$ 1,245.08
LALONDE, JENNIFER	TRUSTEES	\$ 16,502.52	\$ 2,459.96
ZIEMER, TAMARA A.	TRUSTEES	\$ 17,002.53	\$ 4,820.60
TOTAL FOR ELECTED OFFICIALS		\$ 118,517.64	\$ 22,992.65

**SCHOOL DISTRICT #59 (PEACE RIVER SOUTH)
STATEMENT OF FINANCIAL INFORMATION**

**A. LIST OF EMPLOYEES WHOSE REMUNERATION
EXCEEDS \$ 75,000.00**

NAME	REMUNERATION	EXPENSES
ABBOTT, MARGARET	\$ 91,610.10	\$ -
BABCOCK, SCOTT	\$ 82,789.03	\$ 245.44
BASSENDOWSKI, DIANNE M	\$ 90,421.57	\$ 1,469.22
BELSKI, DONALD P	\$ 77,662.46	\$ 470.62
BERG, RONALD G	\$ 111,962.31	\$ 3,174.83
BETHUNE, JOSIANE	\$ 95,403.01	\$ -
BOOKER, BRAD	\$ 116,559.02	\$ 1,350.43
BOUGEROLLE, JODY D	\$ 89,912.79	\$ 40.21
BOWIE, SHERYL D	\$ 93,128.53	\$ 132.04
BOWLES, TRINITY M	\$ 80,845.45	\$ 199.93
BRICKER, AMANDA A	\$ 105,963.88	\$ 2,133.78
BRICKER, PAUL W	\$ 88,524.05	\$ 2,000.00
BROKENSHIRE, LINDA A	\$ 89,231.06	\$ -
BROWN, CAROLINE K.L.	\$ 88,784.87	\$ -
BURGE, TROY	\$ 78,958.13	\$ 719.94
BUTLER, AMANDA	\$ 91,604.59	\$ -
CARON, SABRINA BREA	\$ 93,128.51	\$ 79.17
CHISHOLM, PAUL E	\$ 129,528.01	\$ 9,165.69
CHMELYK, DONNA M	\$ 80,501.61	\$ 592.05
CHRISTENSON, FLORA A	\$ 93,717.20	\$ 1,927.09
CLARK, KARINE	\$ 88,428.04	\$ 83.99
CLARKE, KATHRYN J	\$ 89,446.02	\$ 1,583.17
CLOUTHIER, CANDACE L.	\$ 174,093.28	\$ 9,052.04
CONNELLY, ANGELA L	\$ 89,231.11	\$ 2,757.83
CORCORAN, JEFFREY E	\$ 101,652.62	\$ 2,398.31
CORK, CHRISTINE M	\$ 79,684.31	\$ 128.91
COWIE, SEAN J	\$ 98,213.67	\$ 2,043.66
CUNNINGHAM, HOLLY M	\$ 100,179.56	\$ 76.51
DAMAS, JEAN-LUC	\$ 96,374.14	\$ 11.81
DANIEL, BRENT	\$ 105,513.75	\$ -
DAVIES, KIRSTEN	\$ 85,161.21	\$ 113.94
DAVISON, RICHARD G	\$ 78,670.82	\$ 238.27
DE BRUIJN, SARAH M	\$ 76,405.07	\$ -
DEAN-BROUGHTON, SHERI	\$ 76,741.74	\$ -
DEELEY, MARK	\$ 96,941.05	\$ 47.36
DELAWSKY, SHANNON K.	\$ 95,882.44	\$ -
DEMEULEMEESTER, SHANNON	\$ 80,779.43	\$ 1,558.41
DIXIE, SUSAN M	\$ 99,779.81	\$ 2,977.72
DOELEMAN, WANDA	\$ 77,343.25	\$ 574.21

**SCHOOL DISTRICT #59 (PEACE RIVER SOUTH)
STATEMENT OF FINANCIAL INFORMATION**

**A. LIST OF EMPLOYEES WHOSE REMUNERATION
EXCEEDS \$ 75,000.00**

DOORNBOS, KRISTY L	\$ 88,839.49	\$ 131.19
DUECK, JOANNE R	\$ 113,889.99	\$ 229.35
DUNCAN, ANNELI	\$ 115,551.11	\$ 1,581.90
DUTKA, DANYELL	\$ 118,909.17	\$ 999.48
DYCK, CARL	\$ 76,600.79	\$ 480.00
EAGLES, JONATHAN E	\$ 93,159.89	\$ 1,812.99
EAGLES, JUDY C	\$ 117,008.55	\$ 774.93
EDWARDS, KAREN L	\$ 97,432.78	\$ 905.90
ELLIOTT, RENEE	\$ 115,989.10	\$ 434.87
EVANS, PETER GLENN	\$ 101,314.88	\$ 3,276.41
FAULKNER, BRITTANY S	\$ 121,429.06	\$ 4,228.31
FENNELL, CHRISTY L	\$ 154,009.45	\$ 9,170.05
FERGUSON, DANIEL R	\$ 94,083.66	\$ 163.44
FERGUSON, KIMBERLY E	\$ 122,739.06	\$ 1,376.88
FIEBER, DONNA M	\$ 89,688.64	\$ -
FITZPATRICK, ADELAIDE E	\$ 81,299.08	\$ -
FLEWELLING, MERRILL	\$ 94,561.12	\$ 2,393.17
FODOR, BENO	\$ 95,600.75	\$ -
FOX, JENNIFER A	\$ 96,566.32	\$ 818.98
FRASER, KAREN	\$ 97,746.44	\$ -
FREDERICKSON, KAREN L	\$ 95,882.41	\$ 1,446.53
FUNK, CARA D	\$ 86,046.31	\$ -
GOWDA, SONJA H	\$ 97,557.40	\$ 63.69
GRAFF, KATHRINE A	\$ 96,035.71	\$ 174.67
GRAHAM, SHANON	\$ 90,420.83	\$ 203.37
GREEK, RICHELLE M	\$ 99,882.17	\$ 4,406.25
GRUNTMAN, STACIE T.K.	\$ 96,387.57	\$ 143.84
HARMAN, PAMELA	\$ 89,688.67	\$ -
HARPER, AARON M	\$ 98,629.21	\$ 65.00
HARPMAN, KELSEY M	\$ 84,742.82	\$ 944.27
HARRIS, LAURA J	\$ 88,074.14	\$ -
HAUGEN, MEGHAN	\$ 79,884.14	\$ -
HEILY, SANDRA	\$ 95,882.41	\$ 605.16
HEINEMANN, JANIS	\$ 88,338.81	\$ -
HENRY, SHARELYN R	\$ 110,545.50	\$ 3,674.79
HENRY, SHAUN	\$ 120,669.85	\$ 2,402.20
HERVE, WILFRED J	\$ 90,146.30	\$ -
HEYDENS, TREVOR	\$ 79,374.47	\$ 18.10
HIEBERT, JENNIFER L	\$ 90,700.59	\$ 391.50
HODGINS, DONNA	\$ 96,865.85	\$ 3,650.95
HOLLAND, CATHY	\$ 95,882.41	\$ 6,606.50

**SCHOOL DISTRICT #59 (PEACE RIVER SOUTH)
STATEMENT OF FINANCIAL INFORMATION**

**A. LIST OF EMPLOYEES WHOSE REMUNERATION
EXCEEDS \$ 75,000.00**

JAEGER, NICOLE	\$	79,887.83	\$	-
JAMES, KIRK D	\$	85,047.03	\$	20.00
JENSEN, HEATHER A	\$	88,966.38	\$	325.55
JOHNS, JOHANNA-LEIGH	\$	89,066.87	\$	-
KAULBACH, CHANDRA C	\$	88,950.05	\$	-
KEIZER, NATALIE	\$	83,466.86	\$	-
KELLY-BRATT, JOY	\$	95,690.63	\$	997.66
KOTYLAK, DIXIE	\$	90,603.90	\$	65.55
KURJATA, JOSHUA D	\$	118,987.00	\$	5,490.06
KWOK, CATHERINE S	\$	76,367.02	\$	143.84
LAFORREST, MYRIAM	\$	80,092.98	\$	11.20
LAJEUNESSE, PHILIP	\$	76,637.02	\$	-
LANGMUIR, GAYLA M	\$	79,125.41	\$	1,545.20
LAUZE, MARIA M	\$	89,064.07	\$	1,256.67
LEKSTROM, JEFFREY	\$	90,444.08	\$	2,892.10
LEROUX, CATHARINE A	\$	97,266.21	\$	2,909.25
LEUZE, BARBARA E	\$	80,092.96	\$	-
LINDGREN, MATTHEW	\$	87,818.11	\$	677.51
LIVELY, CATHERINE A	\$	89,994.12	\$	577.84
LOCKHART, LESLIE L	\$	88,771.89	\$	94.17
LOFVENDAHL, MARK	\$	90,603.89	\$	-
LONCAN, TANYA M	\$	89,231.08	\$	223.97
LONGLEY, DEBORAH E.	\$	80,893.57	\$	-
LOVELL, SUSAN M.	\$	90,992.75	\$	1,751.23
LOWE, DIANNE M	\$	89,231.07	\$	1,010.63
MACLELLAN, D. NAIRENA	\$	82,609.21	\$	307.28
MAJOR, SAMANTHA	\$	82,854.47	\$	59.33
MALKINSON, JOANNE E	\$	84,771.52	\$	-
MARSHALL, CLINT	\$	87,457.64	\$	20.00
MASON, CHRISTOPHER B.	\$	125,640.85	\$	120.64
MASON, LAURI I.	\$	117,992.00	\$	1,052.00
MAWHINNEY, ESTHER J.	\$	93,655.80	\$	-
MCDONALD, NEIL J	\$	90,603.88	\$	352.03
MCGUIRE, RYAN J	\$	112,343.75	\$	3,079.23
MCINNIS, HEATHER D	\$	89,688.67	\$	-
MCINTYRE, KELLY A	\$	97,257.51	\$	65.26
MCKECHNIE, JAMES	\$	89,765.51	\$	38.68
MCKEEN, DAVID	\$	80,910.21	\$	-
MCKEEN, DIANE	\$	91,036.99	\$	587.17
MCKINNEY, KELLY L.	\$	96,374.17	\$	-
MCLEAN, COLIN	\$	85,239.27	\$	143.85

**SCHOOL DISTRICT #59 (PEACE RIVER SOUTH)
STATEMENT OF FINANCIAL INFORMATION**

**A. LIST OF EMPLOYEES WHOSE REMUNERATION
EXCEEDS \$ 75,000.00**

MCLEOD, IAN G	\$ 76,220.15	\$ 2,568.83
MCLEOD, SARAH J	\$ 89,370.77	\$ -
MOELLER, MARK H.	\$ 99,879.75	\$ 1,436.07
MORGRET, CHRISTINA E	\$ 94,444.18	\$ -
MOULD, SHANE L	\$ 95,985.92	\$ -
MUNCH, CHRISTI M	\$ 117,163.79	\$ 876.94
MYINT, CARON M	\$ 94,814.13	\$ 341.74
NEWMAN, DAUN	\$ 115,446.03	\$ 743.35
NOH, HAEYOUNG H	\$ 89,231.08	\$ 345.38
NOONAN, EMMA	\$ 82,159.11	\$ -
NORBURY, LINDSEY	\$ 89,338.60	\$ -
NORQUAY, JOANNE	\$ 78,761.17	\$ 639.63
O'DONOVAN, SANDRA L	\$ 78,100.79	\$ 629.44
PANOULIAS, MELISSA M	\$ 157,005.82	\$ 1,777.50
PARKER, STEPHANIE	\$ 89,888.53	\$ -
PARKS, MELISSA D	\$ 89,828.51	\$ 205.25
PARMINTER, KYLIE J	\$ 76,344.54	\$ -
PARR, K. RANDY	\$ 111,641.15	\$ -
PAYNE, RICHARD	\$ 96,321.74	\$ 89.58
PEARCE, WENDY E	\$ 79,684.32	\$ -
PERCY, CYNTHIA	\$ 117,859.97	\$ 1,078.55
POHL, WENDY L	\$ 80,172.61	\$ 676.11
PORTMAN, SARAH I	\$ 86,696.74	\$ 70.00
POWELL, MELINDA	\$ 88,784.91	\$ -
POWER, GLENDA	\$ 90,992.74	\$ -
PROULX, JAN A	\$ 129,527.89	\$ 10,395.15
READMAN, MICHAEL	\$ 133,377.17	\$ 7,854.84
REDMOND, SHAWN	\$ 91,089.03	\$ 2,000.00
REGNER, HEATHER	\$ 85,601.26	\$ 281.60
RICHER, ORYCIA E	\$ 115,446.01	\$ 3,391.98
RIVARD, ANDREE-ANNE	\$ 83,213.60	\$ 172.70
RIVARD, EMILY M	\$ 101,414.85	\$ -
ROBERTS, AMANDA S	\$ 106,033.24	\$ 1,735.97
ROBERTS, SHAWN M	\$ 90,603.92	\$ -
RODRIGUE, ANDRE M	\$ 89,231.11	\$ -
RORISON, CHARLEA K	\$ 90,561.26	\$ 7,240.24
ROSE, KRISTY L	\$ 101,081.29	\$ 1,485.98
ROSZMANN, GLENN F	\$ 97,516.42	\$ -
SAPERGIA, CAROL	\$ 89,231.06	\$ -
SCHILDS, DANIEL	\$ 79,694.54	\$ -
SCHLAUWITZ, BONNY G	\$ 83,044.50	\$ 109.56

**SCHOOL DISTRICT #59 (PEACE RIVER SOUTH)
STATEMENT OF FINANCIAL INFORMATION**

**A. LIST OF EMPLOYEES WHOSE REMUNERATION
EXCEEDS \$ 75,000.00**

SCHWAB, RYAN	\$ 78,593.85	\$ -
SHERK, ANN MARIE	\$ 84,072.26	\$ 780.88
SHERMAN, JOEL	\$ 86,261.60	\$ 249.28
SIEBER, ERICA	\$ 95,424.44	\$ -
SIMLIK, WADE	\$ 121,429.03	\$ 461.38
SIMPSON, REVA L.	\$ 79,298.17	\$ 150.00
SMITH, KAREN R.	\$ 101,354.86	\$ 172.70
SMITH, TREVOR A	\$ 90,448.81	\$ 2,024.74
SUTHERLAND, JENNIFER	\$ 118,461.86	\$ 321.29
TARKINGTON, ANDREA	\$ 80,917.43	\$ 520.00
TISCH, LAUREN	\$ 82,799.34	\$ 204.53
TOBIN, JULIE	\$ 89,688.65	\$ 143.84
TOWER, ASHLEY C	\$ 90,002.39	\$ 1,310.23
TURNBULL, RACHEL A	\$ 94,274.68	\$ 4,079.70
VAN TASSEL, KATHERINE A	\$ 89,688.79	\$ 305.07
WAKEHAM, SUSANNE	\$ 90,803.08	\$ 2,054.93
WALKER, KARI A	\$ 88,817.20	\$ 528.47
WARNCKE, TRISHA D	\$ 79,684.33	\$ 512.94
WATTS, SUZANNE E.	\$ 89,786.71	\$ 978.78
WINSTEAD, SARAH	\$ 81,104.45	\$ -
WOLF, ERIC	\$ 79,684.30	\$ 1,102.41
WRIGHT, TENILLE E	\$ 90,121.72	\$ 418.58

TOTAL FOR EMPLOYEES

WHOSE REMUNERATION EXCEEDS \$75,000.00 \$ 17,339,830.78 \$ 189,205.29

**B. REMUNERATION TO EMPLOYEES PAID
\$75,000.00 OR LESS**

**Total remuneration paid to employees where the amount
paid to each employee was \$75,000.00 or less**

\$ 16,346,699.46 \$ 144,746.56

C. REMUNERATION TO ELECTED OFFICIALS

\$ 118,517.64 \$ 22,992.65

D. EMPLOYER PORTION OF E.I. AND C.P.P.

**The employer portion of Employment Insurance and
Canada Pension Plan paid to the Receiver General of Canada**

\$1,793,666.13

STATEMENT OF FINANCIAL INFORMATION
SCHOOL DISTRICT NO. 59 (PEACE RIVER SOUTH)
EXPLANATION OF DIFFERENCES TO AUDITED FINANCIAL STATEMENTS
FOR THE YEAR ENDED JUNE 30, 2020

The salaries paid to employees as well as the payments disbursed to suppliers for goods and services and employee benefit premiums are disclosed on the audited financial statements as expenses, net revenues, capitalized costs or changes in accounts payable and receivable.

The differences between the audited financial statements and the combined totals of the Schedule of Remuneration and Expenses and the Schedule of Payments made for the Provision of Goods and Services are primarily as follows.

- Vendor payments include the employee portion of benefits and statutory deductions but they are not included in the Schedule of Revenue and Expenses.
- Vendor payments and remuneration do not include accruals made at year end for certain supplier costs and future employee benefits.
- Vendor payments reflect the full payment of GST, whereas the expense reflect the GST net amount.
- Vendor payments include capital costs.

Audited Financial Statements of

School District No. 59 (Peace River South)

And Independent Auditors' Report thereon

June 30, 2020

School District No. 59 (Peace River South)

June 30, 2020

Table of Contents

Management Report 1

Independent Auditors' Report 2-3

Statement of Financial Position - Statement 1 4

Statement of Operations - Statement 2 5

Statement of Changes in Net Debt - Statement 4 6

Statement of Cash Flows - Statement 5 7

Notes to the Financial Statements 8-27

Schedule of Changes in Accumulated Surplus (Deficit) by Fund - Schedule 1 (Unaudited) 28

Schedule of Operating Operations - Schedule 2 (Unaudited) 29

 Schedule 2A - Schedule of Operating Revenue by Source (Unaudited) 30

 Schedule 2B - Schedule of Operating Expense by Object (Unaudited) 31

 Schedule 2C - Operating Expense by Function, Program and Object (Unaudited) 32

Schedule of Special Purpose Operations - Schedule 3 (Unaudited) 34

 Schedule 3A - Changes in Special Purpose Funds and Expense by Object (Unaudited) 35

Schedule of Capital Operations - Schedule 4 (Unaudited) 37

 Schedule 4A - Tangible Capital Assets (Unaudited) 38

 Schedule 4C - Deferred Capital Revenue (Unaudited) 39

 Schedule 4D - Changes in Unspent Deferred Capital Revenue (Unaudited) 40

School District No. 59 (Peace River South)

MANAGEMENT REPORT

Version: 4925-4179-2197

Management's Responsibility for the Financial Statements.

The accompanying financial statements of School District No. 59 (Peace River South) have been prepared by management in accordance with the accounting requirements of Section 23.1 of the Budget Transparency and Accountability Act of British Columbia, supplemented by Regulations 257/2010 and 198/2011 issued by the Province of British Columbia Treasury Board, and the integrity and objectivity of these statements are management's responsibility. Management is also responsible for all of the notes to the financial statements and schedules, and for ensuring that this information is consistent, where appropriate, with the information contained in the financial statements.




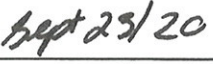

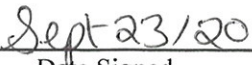
The preparation of financial statements necessarily involves the use of estimates based on management's judgment particularly when transactions affecting the current accounting period cannot be finalized with certainty until future periods.

Management is also responsible for implementing and maintaining a system of internal controls to provide reasonable assurance that assets are safeguarded, transactions are properly authorized and reliable financial information is produced.

The Board of Education of School District No. 59 (Peace River South) (called the "Board") is responsible for ensuring that management fulfills its responsibilities for financial reporting and internal control and exercises these responsibilities through the Board. The Board reviews internal financial statements on a monthly basis and externally audited financial statements yearly.

The external auditors, Sander Rose Bone Grindle LLP, conduct an independent examination, in accordance with Canadian generally accepted auditing standards, and express their opinion on the financial statements. The external auditors have full and free access to financial management of School District No. 59 (Peace River South) and meet when required. The accompanying Independent Auditors' Report outlines their responsibilities, the scope of their examination and their opinion on the School District's financial statements.

On behalf of School District No. 59 (Peace River South)

 Signature of the Chairperson of the Board of Education	 Date Signed
 Signature of the Superintendent	 Date Signed
 Signature of the Secretary Treasurer	 Date Signed

Partners

- * Ben Sander, B. Comm., FCPA, FCA
- * Dale J. Rose, CPA, CA
- * Alan Bone, B. Comm., CPA, CA
- * Jason Grindle, B. Comm., CPA, CA
- * Jaron Neufeld, B. Comm., CPA, CA

813 - 103rd AVENUE, DAWSON CREEK, BC V1G 2G2
TEL: (250) 782-3374 • FAX: (250) 782-3379 • dc@srbg.ca

10208 - 99th AVENUE, FORT ST. JOHN, BC V1J 1V4
TEL: (250) 785-5645 • FAX: (250) 785-0064 • fsj@srbg.ca

203 - 9815 - 97th STREET, GRANDE PRAIRIE, AB T8V 8B9
TEL: (780) 532-8303 • FAX: (780) 532-8374 • gp@srbg.ca

INDEPENDENT AUDITOR'S REPORT

To the Board of Education of School District No. 59 (Peace River South) and the Minister of Education of British Columbia

Opinion

We have audited the accompanying financial statements of School District No. 59 (Peace River South) which comprise the statement of financial position as at June 30, 2020 and the statement of operations, changes in net financial assets (debt) and cash flows for the year then ended, and a summary of significant accounting policies and other explanatory information.

In our opinion, the accompanying financial statements present fairly, in all material respects, the financial position of the School District No. 59 (Peace River South) as at June 30, 2020 and the result of its operations and its cash flows for the year then ended in accordance with Section 23.1 of the Budget Transparency and Accountability Act.

Basis for Opinion

We conduct our audit in accordance with Canadian generally accepted auditing standards. Our responsibilities under those standards are further described in the *Auditor's Responsibilities for the Audit of the Financial Statements* section of our report. We are independent of the district in accordance with the ethical requirements that are relevant to our audit of the financial statements in Canada, and we have fulfilled our other ethical responsibilities in accordance with those requirements. We believe that the audit evidence we have obtained is sufficient and appropriate to provide a basis for our opinion.

Emphasis of Matter

Without modifying our opinion, we draw attention to Note 2 to the financial statements which describe the basis of accounting and the significant differences between such basis of accounting and Canadian Public Sector Accounting Standards. Note 2 to the financial statements discloses the impact of these differences.

Responsibilities of Management and Those Charged with Governance for the Financial Statements

Management is responsible for the preparation and fair presentation of these financial statements in accordance with Section 23.1 of the Budget Transparency and Accountability Act and for such internal control as management determines is necessary to enable the preparation of financial statements that are free from material misstatement, whether due to fraud or error.

In preparing the financial statements, management is responsible for assessing the district's ability to continue as a going concern, disclosing, as applicable, matter relating to going concern and using the going concern basis of accounting unless management either intends to liquidate the district or to cease operations, or has no realistic alternative but to do so.

(continues)

2



Member, Chartered Professional Accountants of British Columbia and Alberta

* Denotes Professional Corporations

Those charged with governance are responsible for overseeing the district's financial reporting process.

Auditor's Responsibilities for the Audit of the Financial Statements

Our objectives are to obtain reasonable assurance about whether the financial statements as a whole are free from material misstatement, whether due to fraud or error, and to issue an auditor's report that includes our opinion. Reasonable assurance is a high level of assurance, but is not a guarantee that an audit conducted in accordance with Canadian generally accepted auditing standards will always detect a material misstatement when it exists. Misstatements can arise from fraud or error and are considered material if, individually or in the aggregate, they could reasonably be expected to influence the economic decisions of users taken on the basis of the financial statements. As part of an audit in accordance with Canadian generally accepted auditing standards, we exercise professional judgement and maintain professional scepticism throughout the audit. We also:

- Identify and assess the risks of material misstatement of the financial statements, whether due to fraud or error, design and perform audit procedures responsive to those risks, and obtain audit evidence that is sufficient and appropriate to provide a basis for our opinion. The risk of not detecting a material misstatement resulting from fraud is higher than for one resulting from error, as fraud may involve collusion, forgery, intentional omissions, misrepresentations, or the override of internal control.
- Obtain an understanding of internal control relevant to the audit in order to design audit procedures that are appropriate in the circumstances, but not for the purpose of expressing an opinion on the effectiveness of the district's internal control.
- Evaluate the appropriateness of accounting policies used and the reasonableness of accounting estimates and related disclosures made by management.
- Conclude on the appropriateness of management's use of the going concern basis of accounting and, based on the audit evidence obtained, whether a material uncertainty exists related to events or conditions that may cast significant doubt on the district's ability to continue as a going concern. If we conclude that a material uncertainty exists, we are required to draw attention in our auditor's report to the related disclosures in the financial statements or, if such disclosures are inadequate, to modify our opinion. Our conclusions are based on the audit evidence obtained up to the date of our auditor's report. However, further events or conditions may cause the district to cease to continue as a going concern.
- Evaluate the overall presentation, structure and content of the financial statements, including the disclosures, and whether the financial statement represent the underlying transactions and events in a manner that achieves fair presentation.

We communicate with those charged with governance regarding, among other matters, the planned scope and timing of the audit and significant audit findings, including any significant deficiencies in internal control that we identify during our audit.

Dawson Creek, BC
September 23, 2020

Sander Rose Bone Grindle LLP
Chartered Professional Accountants

School District No. 59 (Peace River South)

Statement of Financial Position

As at June 30, 2020

	2020 Actual	2019 Actual
	\$	\$
Financial Assets		
Cash and Cash Equivalents	12,567,585	11,921,861
Accounts Receivable		
Due from Province - Ministry of Education	178,048	268,437
Other (Note 3)	207,291	231,344
Total Financial Assets	<u>12,952,924</u>	<u>12,421,642</u>
Liabilities		
Accounts Payable and Accrued Liabilities		
Other (Note 4)	3,507,631	3,231,346
Unearned Revenue (Note 5)	96,331	403,270
Deferred Revenue (Note 6)	1,024,704	821,410
Deferred Capital Revenue (Note 7)	27,480,346	26,645,750
Employee Future Benefits (Note 8)	907,677	775,695
Total Liabilities	<u>33,016,689</u>	<u>31,877,471</u>
Net Debt	<u>(20,063,765)</u>	<u>(19,455,829)</u>
Non-Financial Assets		
Tangible Capital Assets (Note 9)	38,541,368	36,591,385
Prepaid Expenses	167,229	76,250
Total Non-Financial Assets	<u>38,708,597</u>	<u>36,667,635</u>
Accumulated Surplus (Deficit) (Note 20)	<u>18,644,832</u>	<u>17,211,806</u>

Unrecognized Assets (Note 13)

Contractual Rights (Note 14)

Contingent Liabilities (Note 15)

Approved by the Board

Chad Anderson

Signature of the Chairperson of the Board of Education

Sep 23/20

Date Signed

Christy Funnell

Signature of the Superintendent

Sept 23/20

Date Signed

J. Parodi

Signature of the Secretary Treasurer

Sept 23/20

Date Signed

School District No. 59 (Peace River South)

Statement 2

Statement of Operations
Year Ended June 30, 2020

	2020 Budget	2020 Actual	2019 Actual
	\$	\$	\$
Revenues			
Provincial Grants			
Ministry of Education	49,438,250	49,900,752	47,124,231
Other	264,348	260,602	276,363
Tuition	22,128	22,128	32,673
Other Revenue	1,654,204	1,470,845	1,722,581
Rentals and Leases	170,000	226,339	166,523
Investment Income	232,549	197,049	263,571
Amortization of Deferred Capital Revenue	1,512,460	1,512,465	1,494,591
Total Revenue	<u>53,293,939</u>	<u>53,590,180</u>	<u>51,080,533</u>
Expenses			
Instruction	38,465,295	36,906,416	36,492,922
District Administration	2,049,824	2,011,577	1,886,068
Operations and Maintenance	9,890,044	9,778,533	9,448,027
Transportation and Housing	3,890,493	3,460,628	3,742,511
Total Expense	<u>54,295,656</u>	<u>52,157,154</u>	<u>51,569,528</u>
Surplus (Deficit) for the year	<u>(1,001,717)</u>	<u>1,433,026</u>	<u>(488,995)</u>
Accumulated Surplus (Deficit) from Operations, beginning of year		17,211,806	17,700,801
Accumulated Surplus (Deficit) from Operations, end of year		<u>18,644,832</u>	<u>17,211,806</u>

School District No. 59 (Peace River South)

Statement of Changes in Net Debt
Year Ended June 30, 2020

	2020 Budget	2020 Actual	2019 Actual
	\$	\$	\$
Surplus (Deficit) for the year	(1,001,717)	1,433,026	(488,995)
Effect of change in Tangible Capital Assets			
Acquisition of Tangible Capital Assets	(3,481,640)	(3,895,621)	(2,614,201)
Amortization of Tangible Capital Assets	1,945,638	1,945,638	1,928,751
Total Effect of change in Tangible Capital Assets	(1,536,002)	(1,949,983)	(685,450)
Acquisition of Prepaid Expenses		(167,229)	(76,250)
Use of Prepaid Expenses		76,250	124,085
Total Effect of change in Other Non-Financial Assets	-	(90,979)	47,835
(Increase) Decrease in Net Debt, before Net Remeasurement Gains (Losses)	(2,537,719)	(607,936)	(1,126,610)
Net Remeasurement Gains (Losses)			
(Increase) Decrease in Net Debt		(607,936)	(1,126,610)
Net Debt, beginning of year		(19,455,829)	(18,329,219)
Net Debt, end of year		(20,063,765)	(19,455,829)

School District No. 59 (Peace River South)

Statement 5

Statement of Cash Flows
Year Ended June 30, 2020

	2020 Actual	2019 Actual
	\$	\$
Operating Transactions		
Surplus (Deficit) for the year	1,433,026	(488,995)
Changes in Non-Cash Working Capital		
Decrease (Increase)		
Accounts Receivable	114,440	157,800
Prepaid Expenses	(90,979)	47,836
Increase (Decrease)		
Accounts Payable and Accrued Liabilities	276,287	80,513
Unearned Revenue	(306,939)	267,104
Deferred Revenue	203,294	(304,387)
Employee Future Benefits	131,982	48,512
Amortization of Tangible Capital Assets	1,945,638	1,928,751
Amortization of Deferred Capital Revenue	(1,512,465)	(1,494,591)
Bylaw Capital Spent on Non-Capital Items	(1,118,833)	(1,118,833)
Total Operating Transactions	<u>1,075,451</u>	<u>(876,290)</u>
Capital Transactions		
Tangible Capital Assets Purchased	(3,895,621)	(2,614,201)
Total Capital Transactions	<u>(3,895,621)</u>	<u>(2,614,201)</u>
Financing Transactions		
Capital Revenue Received	3,465,894	3,631,324
Total Financing Transactions	<u>3,465,894</u>	<u>3,631,324</u>
Net Increase (Decrease) in Cash and Cash Equivalents	645,724	140,833
Cash and Cash Equivalents, beginning of year	<u>11,921,861</u>	<u>11,781,028</u>
Cash and Cash Equivalents, end of year	<u>12,567,585</u>	<u>11,921,861</u>
Cash and Cash Equivalents, end of year, is made up of:		
Cash	6,535,793	4,548,043
Cash Equivalents	6,031,792	7,373,818
	<u>12,567,585</u>	<u>11,921,861</u>

SCHOOL DISTRICT NO. 59 (PEACE RIVER SOUTH)
NOTES TO FINANCIAL STATEMENTS
YEAR ENDED JUNE 30, 2020

NOTE 1 AUTHORITY AND PURPOSE

The School District operates under authority of the *School Act* of British Columbia as a corporation under the name of "The Board of Education of School District No. 59 (Peace River South)", and operates as "School District No. 59 (Peace River South)." A board of education ("Board") elected for a four-year term governs the School District. The School District provides educational programs to students enrolled in schools in the district, and is principally funded by the Province of British Columbia through the Ministry of Education. School District No. 59 (Peace River South) is exempt from federal and provincial corporate income taxes.

The COVID-19 outbreak was declared a pandemic by the World Health Organization in March 2020 and has had a significant financial, market and social dislocating impact worldwide. Under direction of the Provincial Health Officer, all schools suspended in-class instruction in March 2020 and the District remained open to continue to support students and families in a variety of ways. Parents were given the choice to send their children back to school on a gradual and part-time basis beginning June 1 with new health and safety guidelines. The ongoing impact of the pandemic presents uncertainty over future cash flows, may have a significant impact on future operations including decreases in revenue, impairment of receivables, reduction in investment income and delays in completing capital project work. As the situation is dynamic and the ultimate duration and magnitude of the impact are not known, an estimate of the future financial effect on the District is not practicable at this time.

NOTE 2 SUMMARY OF SIGNIFICANT ACCOUNTING POLICIES

a) Basis of Accounting

These financial statements have been prepared in accordance with Section 23.1 of the *Budget Transparency and Accountability Act of the Province of British Columbia*. This Section requires that the financial statements be prepared in accordance with Canadian public sector accounting standards except in regard to the accounting for government transfers as set out in Notes 2(e) and 2(j).

In November 2011, Treasury Board provided a directive through Restricted Contributions Regulation 198/2011 providing direction for the reporting of restricted contributions whether they are received or receivable by the School District before or after this regulation was in effect.

As noted in Notes 2(e) and 2(j), Section 23.1 of the *Budget Transparency and Accountability Act* and its related regulations require the School District to recognize government transfers for the acquisition of capital assets into revenue on the same basis as the related amortization expense.

SCHOOL DISTRICT NO. 59 (PEACE RIVER SOUTH)
NOTES TO FINANCIAL STATEMENTS
YEAR ENDED JUNE 30, 2020

NOTE 2 SUMMARY OF SIGNIFICANT ACCOUNTING POLICIES *(Continued)*

a) Basis of Accounting *(Continued)*

As these transfers do not contain stipulations that create a liability, Canadian public sector accounting standards would require that:

- government transfers, which do not contain a stipulation that creates a liability, be recognized as revenue by the recipient when approved by the transferor and the eligibility criteria have been met in accordance with public sector accounting standard PS3410; and
- externally restricted contributions be recognized as revenue in the period in which the resources are used for the purpose or purposes specified in accordance with public sector accounting standard PS3100.

The impact of this difference on the financial statements of the School District is as follows:

- Year-ended June 30, 2019 – increase in annual surplus by \$599,003; and,
- June 30, 2019 – increase in accumulated surplus and decrease in deferred contributions by \$26,053,006.
- Year-ended June 30, 2020 – increase in annual surplus by \$1,263,294; and,
- June 30, 2020 – increase in accumulated surplus and decrease in deferred contributions by \$27,316,300.

b) Cash and Cash Equivalents

Cash and cash equivalents include Certificates of Deposit with the Provincial Treasury that are readily convertible to known amounts of cash, have no set maturity terms, and that are subject to an insignificant risk of change in value. These cash equivalents are held for the purpose of meeting short-term cash commitments rather than for investing.

c) Accounts Receivable

Accounts receivable are measured at amortized cost and shown net of allowance for doubtful accounts.

d) Unearned Revenue

Unearned revenue includes proceeds for services or products to be delivered in a future period. Revenue will be recognized in that future period when the services or products are provided.

SCHOOL DISTRICT NO. 59 (PEACE RIVER SOUTH)
NOTES TO FINANCIAL STATEMENTS
YEAR ENDED JUNE 30, 2020

NOTE 2 SUMMARY OF SIGNIFICANT ACCOUNTING POLICIES *(Continued)*

e) Deferred Revenue and Deferred Capital Revenue

Deferred revenue includes contributions received with stipulations that meet the description of restricted contributions in the Restricted Contributions Regulation 198/2011 issued by Treasury Board. When restrictions are met, deferred revenue is recognized as revenue in the fiscal year in a manner consistent with the circumstances and evidence used to support the initial recognition of the contributions received as a liability as detailed in Note 2(j).

Funding received for the acquisition of depreciable tangible capital assets is recorded as deferred capital revenue and amortized over the life of the asset acquired as revenue in the statement of operations. This accounting treatment is not consistent with the requirements of Canadian public sector accounting standards which require that government transfers be recognized as revenue when approved by the transferor and eligibility criteria have been met unless the transfer contains a stipulation that creates a liability in which case the transfer is recognized as revenue over the period that the liability is extinguished. See Note 2(a) for the impact of this policy on these financial statements.

f) Employee Future Benefits

The School District provides certain post-employment benefits including vested and non-vested benefits for certain employees pursuant to certain contracts and union agreements.

The School District accrues its obligations and related costs including both vested and non-vested benefits under employee future benefit plans. Benefits include vested sick leave, accumulating non-vested sick leave, early retirement, retirement/severance, vacation, overtime and death benefits. The benefits cost is actuarially determined using the projected unit credit method pro-rated on service and using management's best estimate of expected salary escalation, termination rates, retirement rates and mortality. The discount rate used to measure obligations is based on the cost of borrowing.

The cumulative unrecognized actuarial gains and losses are amortized over the expected average remaining service lifetime (EARSL) of active employees covered under the plan.

The most recent valuation of the obligation was performed at March 31, 2019 and projected to March 31, 2022. The next valuation will be performed at March 31, 2022 for use at June 30, 2022. For the purposes of determining the financial position of the plans and the employee future benefit costs, a measurement date of March 31 was adopted for all periods subsequent to July 1, 2004.

The School District and its employees make contributions to the Teachers' Pension Plan and Municipal Pension Plan. The plans are multi-employer plans where assets and obligations are not separated. The costs are expensed as incurred.

SCHOOL DISTRICT NO. 59 (PEACE RIVER SOUTH)
NOTES TO FINANCIAL STATEMENTS
YEAR ENDED JUNE 30, 2020

NOTE 2 SUMMARY OF SIGNIFICANT ACCOUNTING POLICIES *(Continued)*

g) Tangible Capital Assets

The following criteria apply:

- Tangible capital assets acquired or constructed are recorded at cost which includes amounts that are directly related to the acquisition, design, construction, development, improvement or betterment of the assets. Cost also includes overhead directly attributable to construction as well as interest costs that are directly attributable to the acquisition or construction of the asset.
- Donated tangible capital assets are recorded at their fair market value on the date of donation, except in circumstances where fair value cannot be reasonably determined, which are then recognized at nominal value. Transfers of capital assets from related parties are recorded at carrying value.
- Work-in-progress is recorded as an acquisition to the applicable asset class at substantial completion.
- Tangible capital assets are written down to residual value when conditions indicate they no longer contribute to the ability of the School District to provide services or when the value of future economic benefits associated with the sites and buildings are less than their net book value. The write-downs are accounted for as expenses in the Statement of Operations.
- Buildings that are demolished or destroyed are written-off.
- Works of art, historic assets and other intangible assets are not recorded as assets in these financial statements.
- The cost, less residual value, of tangible capital assets (excluding sites), is amortized on a straight-line basis over the estimated useful life of the asset. It is management's responsibility to determine the appropriate useful lives for tangible capital assets. These useful lives are reviewed on a regular basis or if significant events initiate the need to revise. Estimated useful life is as follows:

Buildings	40 years
Furniture & Equipment	10 years
Vehicles	10 years
Computer Software	5 years
Computer Hardware	5 years

h) Prepaid Expenses

Prepaid expenses consist of unexpired insurance premiums and other prepaid amounts which are stated at acquisition cost and are charged to expense over the periods expected to benefit from it.

SCHOOL DISTRICT NO. 59 (PEACE RIVER SOUTH)
NOTES TO FINANCIAL STATEMENTS
YEAR ENDED JUNE 30, 2020

NOTE 2 SUMMARY OF SIGNIFICANT ACCOUNTING POLICIES *(Continued)*

i) Funds and Reserves

Certain amounts, as approved by the Board are set aside in accumulated surplus for future operating and capital purposes. Transfers to and from funds and reserves are an adjustment to the respective fund when approved (see Notes 11 – Interfund Transfers and Note 20 – Accumulated Surplus). *Funds and reserves are disclosed on Schedules 2, 3 and 4.*

j) Revenue Recognition

Revenues are recorded on an accrual basis in the period in which the transactions or events occurred that gave rise to the revenues, the amounts are considered to be collectible and can be reasonably estimated.

Contributions received or where eligibility criteria have been met are recognized as revenue except where the contribution meets the criteria for deferral as described below. Eligibility criteria are the criteria that the School District has to meet in order to receive the contributions including authorization by the transferring government.

For contributions subject to a legislative or contractual stipulation or restriction as to their use, revenue is recognized as follows:

- Non-capital contributions for specific purposes are recorded as deferred revenue and recognized as revenue in the year related expenses are incurred,
- Contributions restricted for site acquisitions are recorded as revenue when the sites are purchased, and
- Contributions restricted for tangible capital assets acquisitions other than sites are recorded as deferred capital revenue and amortized over the useful life of the related assets.

Donated tangible capital assets other than sites are recorded at fair market value and amortized over the useful life of the assets. Donated sites are recorded as revenue at fair market value when received or receivable.

The accounting treatment for restricted contributions is not consistent with the requirements of Canadian public sector accounting standards which require that government transfers be recognized as revenue when approved by the transferor and eligibility criteria have been met, unless the transfer contains a stipulation that meets the criteria for liability recognition, in which case the transfer is recognized as revenue over the period that the liability is extinguished. See Note 2(a) for the impact of this policy on these financial statements.

Revenue related to fees or services received in advance of the fee being earned or the service is performed is deferred and recognized when the fee is earned or service performed.

SCHOOL DISTRICT NO. 59 (PEACE RIVER SOUTH)
NOTES TO FINANCIAL STATEMENTS
YEAR ENDED JUNE 30, 2020

NOTE 2 SUMMARY OF SIGNIFICANT ACCOUNTING POLICIES *(Continued)*

j) Revenue Recognition *(Continued)*

Investment income is reported in the period earned. When required by the funding party or related Act, investment income earned on deferred revenue is added to the deferred revenue balance.

k) Expenses

Expenses are reported on an accrual basis. The cost of all goods consumed and services received during the year is expensed.

Categories of Salaries

- Principals, Vice-Principals, and Directors of Instruction employed under an administrative officer contract are categorized as Principals and Vice-Principals.
- Superintendents, Assistant Superintendents, Secretary-Treasurers, Trustees and other employees excluded from union contracts are categorized as Other Professionals.

Allocation of Costs

- Operating expenses are reported by function, program, and object. Whenever possible, expenditures are determined by actual identification. Additional costs pertaining to specific instructional programs, such as special and aboriginal education, are allocated to these programs. All other costs are allocated to related programs.
- Actual salaries of personnel assigned to two or more functions or programs are allocated based on the time spent in each function and program. School-based clerical salaries are allocated to school administration and partially to other programs to which they may be assigned. Principals and Vice-Principals salaries are allocated to school administration and may be partially allocated to other programs to recognize their other responsibilities.
- Employee benefits and allowances are allocated to the same programs, and in the same proportions, as the individual's salary.
- Supplies and services are allocated based on actual program identification.

l) Financial Instruments

A contract establishing a financial instrument creates, at its inception, rights and obligations to receive or deliver economic benefits. The financial assets and financial liabilities portray these rights and obligations in the financial statements. The School District recognizes a financial instrument when it becomes a party to a financial instrument contract.

Financial instruments consist of cash and cash equivalents, accounts receivable, accounts payable and accrued liabilities and other liabilities.

SCHOOL DISTRICT NO. 59 (PEACE RIVER SOUTH)
NOTES TO FINANCIAL STATEMENTS
YEAR ENDED JUNE 30, 2020

NOTE 2 SUMMARY OF SIGNIFICANT ACCOUNTING POLICIES *(Continued)*

l) Financial Instruments *(Continued)*

Except for portfolio investments in equity instruments quoted in an active market that are recorded at fair value, all financial assets and liabilities are recorded at cost or amortized cost and the associated transaction costs are added to the carrying value of these investments upon initial recognition and amortized using the effective interest rate method. Transaction costs are incremental costs directly attributable to the acquisition or issue of a financial asset or a financial liability.

Unrealized gains and losses from changes in the fair value of financial instruments are recognized in the statement of remeasurement gains and losses. Upon settlement, the cumulative gain or loss is reclassified from the statement of remeasurement gains and losses and recognized in the statement of operations. Interest and dividends attributable to financial instruments are reported in the statement of operations. There are no measurement gains or losses during the periods presented; therefore, no statement of remeasurement gains or losses is included in these financial statements.

All financial assets except derivatives are tested annually for impairment. When financial assets are impaired, impairment losses are recorded in the statement of operations. A write-down of a portfolio investment to reflect a loss in value is not reversed for a subsequent increase in value.

For financial instruments measured using amortized cost, the effective interest rate method is used to determine interest revenue or expense.

m) Measurement Uncertainty

Preparation of financial statements in accordance with the basis of accounting described in Note 2 a) requires management to make estimates and assumptions that impact reported amounts of assets and liabilities at the date of the financial statements and revenues and expenses during the reporting periods. Significant areas requiring the use of management estimates relate to the potential impairment of assets, liabilities for contaminated sites, rates for amortization and estimated employee future benefits. Actual results could differ from those estimates.

SCHOOL DISTRICT NO. 59 (PEACE RIVER SOUTH)
NOTES TO FINANCIAL STATEMENTS
YEAR ENDED JUNE 30, 2020

NOTE 2 SUMMARY OF SIGNIFICANT ACCOUNTING POLICIES *(Continued)*

n) Liability for Contaminated Sites

Contaminated sites are a result of contamination being introduced into air, soil, water or sediment of a chemical, organic or radioactive material or live organism that exceeds an environmental standard. The liability is recorded net of any expected recoveries. A liability for remediation of contaminated sites is recognized when a site is not in productive use all the following criteria are met:

- an environmental standard exists;
- contamination exceeds the environmental standard;
- the School district:
 - is directly responsible; or
 - accepts responsibility;
- it is expected that future economic benefits will be given up; and
- a reasonable estimate of the amount can be made.

The liability is recognized as management's estimate of the cost of post-remediation including operation, maintenance and monitoring that are an integral part of the remediation strategy for a contaminated site.

o) Future Change in Accounting Policies

PS 3280 Asset Retirement Obligations issued August 2018 establishes standards for recognition, measurement, presentation and disclosure of legal obligations associated with the retirement of tangible capital assets and is effective July 1, 2021. A liability will be recognized when, as at the financial reporting date:

- (a) there is a legal obligation to incur retirement costs in relation to a tangible capital asset;
- (b) the past transaction or event giving rise to the liability has occurred;
- (c) it is expected that future economic benefits will be given up; and
- (d) a reasonable estimate of the amount can be made.

Liabilities are recognized for statutory, contractual or legal obligations associated with the retirement of tangible capital assets when those obligations result from the acquisition, construction, development or normal operation of the assets. The obligations are measured initially at fair value, determined using present value methodology, and the resulting costs capitalized into the carrying amount of the related tangible capital asset. In subsequent periods, the liability is adjusted for accretion and any changes in the amount or timing of the underlying future cash flows. The capitalized asset retirement cost is amortized on the same basis as the related asset and accretion expense is included in the Statement of Operations.

A modified retroactive application has been recommended by Government pending approval in the Fall of 2020. Management is in the process of assessing the impact of adopting this standard on the School District's financial results.

**SCHOOL DISTRICT NO. 59 (PEACE RIVER SOUTH)
NOTES TO FINANCIAL STATEMENTS
YEAR ENDED JUNE 30, 2020**

NOTE 2 SUMMARY OF SIGNIFICANT ACCOUNTING POLICIES (Continued)

o) Future Change in Accounting Policies (Continued)

PS 3400 Revenue issued November 2018 establishes standards on how to account for and report on revenue and is effective for years beginning on or after April 1, 2022. Specifically, it differentiates between revenue arising from transactions that include performance obligations, referred to as "exchange transactions", and transactions that do not have performance obligations, referred to as "non-exchange transactions".

Revenue from transactions with performance obligations should be recognized when (or as) the school district satisfies a performance obligation by providing the promised goods or services to a payor.

Revenue from transactions with no performance obligations should be recognized when a school district:

- (a) has the authority to claim or retain an inflow of economic resources; and
- (b) identifies a past transaction or event that gives rise to an asset.

This standard may be applied retroactively or prospectively. Management is in the process of assessing the impact of adopting this standard on the School District's financial results

NOTE 3 ACCOUNTS RECEIVABLE – OTHER RECEIVABLES

	2020	2019
Due from Federal Government	\$ 120,717	\$ 134,928
BCTF	10,890	-
Peace River Regional District	-	10,000
PRSTA	10,660	17,487
School PACs	48,173	5,168
Simon Fraser University	-	23,650
Other Accounts Receivable	16,851	40,111
	\$ 207,291	\$ 231,344

SCHOOL DISTRICT NO. 59 (PEACE RIVER SOUTH)
NOTES TO FINANCIAL STATEMENTS
YEAR ENDED JUNE 30, 2020

NOTE 4 ACCOUNTS PAYABLE AND ACCRUED LIABILITIES – OTHER

	2020	2019
Trade payables	\$ 450,917	\$ 758,076
Salaries and benefits payable	1,511,138	1,002,935
Source deductions	555,420	589,708
Accrued vacation pay	923,321	819,454
Other	66,835	61,173
	\$ 3,507,631	\$ 3,231,346

NOTE 5 UNEARNED REVENUE

	2020	2019
Balance, beginning of year	\$ 403,270	\$ 136,164
Changes for the year:		
Increase:		
Other revenue	86,511	311,250
Decrease:		
Other revenue	393,450	44,144
Balance, end of year	\$ 96,331	\$ 403,270

NOTE 6 DEFERRED REVENUE

Deferred revenue includes unspent grants and contributions received that meet the description of a restricted contribution in the Restricted Contributions Regulation 198/2011 issued by Treasury Board, i.e., the stipulations associated with those grants and contributions have not yet been fulfilled. Changes in deferred revenue are as follows:

	2020	2019
Balance, beginning of year	\$ 821,410	\$ 1,125,797
Changes for the year:		
Increase: Contributions received		
Provincial Grants – Ministry of Education	4,529,395	3,959,999
Other	891,430	1,174,551
Investment income	767	5,417
	5,421,592	5,139,967
Decrease:		
Expenses	5,213,115	5,444,354
Recovered	5,183	-
	5,218,298	5,444,354
Net changes for the year	203,294	(304,387)
Balance, end of year	\$ 1,024,704	\$ 821,410

SCHOOL DISTRICT NO. 59 (PEACE RIVER SOUTH)
NOTES TO FINANCIAL STATEMENTS
YEAR ENDED JUNE 30, 2020

NOTE 7 DEFERRED CAPITAL REVENUE

Deferred capital revenue includes grants and contributions received that are restricted by the contributor for the acquisition of tangible capital assets that meet the description of a restricted contribution in the Restricted Contributions Regulation 198/2011 issued by Treasury Board. Once spent, the contributions are amortized into revenue over the life of the asset acquired. Detailed information about the changes in deferred capital revenue is included in Schedules 4C and 4D.

	Deferred Capital 2020	Unspent Capital 2020	Total Deferred Capital Revenue 2020	Total Deferred Capital Revenue 2019
Balance, beginning of year	\$26,053,006	\$592,744	\$26,645,750	\$25,627,850
Changes for the year:				
Increase:				
Transfer from Unspent – Capital Additions	2,775,759	-	2,775,759	2,093,594
Provincial Grants – Ministry of Education	-	3,463,393	3,463,393	3,611,589
Provincial Grants – Other	-	-	-	16,618
Investment income	-	2,501	2,501	3,117
	<u>2,775,759</u>	<u>3,465,894</u>	<u>6,241,653</u>	<u>5,724,918</u>
Decrease:				
Amortization of Deferred Capital	1,512,465	-	1,512,465	1,494,591
Capital Additions–transfer to Deferred Capital	-	2,775,759	2,775,759	2,093,594
Non-capital items	-	1,118,833	1,118,833	1,118,833
	<u>1,512,465</u>	<u>3,894,592</u>	<u>5,407,057</u>	<u>4,707,018</u>
Net changes for the year	<u>1,263,294</u>	<u>(428,698)</u>	<u>834,596</u>	<u>1,017,900</u>
Balance, end of year	<u>\$27,316,300</u>	<u>\$164,046</u>	<u>\$27,480,346</u>	<u>\$26,645,750</u>

SCHOOL DISTRICT NO. 59 (PEACE RIVER SOUTH)
NOTES TO FINANCIAL STATEMENTS
YEAR ENDED JUNE 30, 2020

NOTE 8 EMPLOYEE FUTURE BENEFITS

Benefits include vested sick leave, accumulating non-vested sick leave, early retirement, retirement/severance, vacation, overtime and death benefits. Funding is provided when the benefits are paid and accordingly, there are no plan assets. Although no plan assets are uniquely identified, the School District has provided for the payment of these benefits.

	2020	2019
Reconciliation of Accrued Benefit Obligation		
Accrued Benefit Obligation – April 1	\$ 1,001,935	\$ 858,985
Service Cost	90,627	81,297
Interest Cost	25,411	24,625
Benefit Payments	(47,587)	(220,239)
Actuarial (Gain) Loss	(88,121)	257,267
Accrued Benefit Obligation – March 31	\$982,265	\$1,001,935
Reconciliation of Funded Status at End of Fiscal Year		
Accrued Benefit Obligation - March 31	\$982,265	\$1,001,935
Funded Status - Surplus (Deficit)	(982,265)	(1,001,935)
Employer Contributions After Measurement Date	10,778	17,539
Benefits Expense After Measurement Date	(29,596)	(29,009)
Unamortized Net Actuarial (Gain) Loss	93,406	237,710
Accrued Benefit Asset (Liability) - June 30	(\$907,677)	(\$775,695)
Reconciliation of Change in Accrued Benefit Liability		
Accrued Benefit Liability (Asset) - July 1	\$ 775,696	\$ 727,184
Net Expense for Fiscal Year	172,807	137,265
Employer Contributions	(40,826)	(88,753)
Accrued Benefit Liability (Asset) - June 30	\$ 907,677	\$ 775,696
Components of Net Benefit Expense		
Service Cost	\$ 91,830	\$ 83,630
Interest Cost	24,794	24,821
Amortization of Net Actuarial (Gain)/Loss	56,183	28,814
Net Benefit Expense (Income)	\$ 172,807	\$ 137,265

SCHOOL DISTRICT NO. 59 (PEACE RIVER SOUTH)
NOTES TO FINANCIAL STATEMENTS
YEAR ENDED JUNE 30, 2020

NOTE 8 EMPLOYEE FUTURE BENEFITS *(Continued)*

The significant actuarial assumptions adopted for measuring the School District's accrued benefit obligations are:

	2020	2019
Discount Rate - April 1	2.50%	2.75%
Discount Rate - March 31	2.25%	2.50%
Long Term Salary Growth - April 1	2.50% + seniority	2.50% + seniority
Long Term Salary Growth - March 31	2.50% + seniority	2.50% + seniority
EARSL - March 31	9.4	9.4

Changes in significant assumptions between the March 31 measurement date and the June 30 reporting date have been evaluated, the estimated impact on the valuation is not material.

NOTE 9 TANGIBLE CAPITAL ASSETS

Net Book Value

	Net Book Value June 30, 2020	Net Book Value June 30, 2019
Sites	\$ 5,244,779	\$ 5,244,779
Buildings	29,558,200	27,993,583
Furniture & Equipment	1,212,637	1,173,982
Vehicles	2,512,932	2,153,968
Computer Software	4,805	6,006
Computer Software	8,015	19,067
Total	\$ 38,541,368	\$ 36,591,385

SCHOOL DISTRICT NO. 59 (PEACE RIVER SOUTH)
NOTES TO FINANCIAL STATEMENTS
YEAR ENDED JUNE 30, 2020

NOTE 9 TANGIBLE CAPITAL ASSETS (Continued)

June 30, 2020

Cost:	Balance at July 1, 2019	Additions	Disposals	Balance at June 30, 2020
Sites	\$ 5,244,779	\$ -	\$ -	\$ 5,244,779
Buildings	72,976,287	2,911,605	-	75,887,892
Furniture & Equipment	2,103,403	248,995	(70,232)	2,282,166
Vehicles	3,760,569	735,021	(26,039)	4,469,551
Computer Software	6,006	-	-	6,006
Computer Hardware	55,257	-	(15,171)	40,086
Total	\$ 84,146,301	\$ 3,895,621	\$ (111,442)	\$ 87,930,480

Accumulated Amortization:	Balance at July 1, 2019	Amortization Expense	Disposals	Balance at June 30, 2020
Sites	\$ -	\$ -	\$ -	\$ -
Buildings	44,982,704	1,346,988	-	46,329,692
Furniture & Equipment	929,421	210,340	(70,232)	1,069,529
Vehicles	1,606,601	376,057	(26,039)	1,956,619
Computer Software	-	1,201	-	1,201
Computer Hardware	36,190	11,052	(15,171)	32,071
Total	\$ 47,554,916	\$ 1,945,638	\$ (111,442)	\$ 49,389,112

June 30, 2019

Cost:	Balance at July 1, 2018	Additions	Disposals	Balance at June 30, 2019
Sites	\$ 5,244,779	\$ -	\$ -	\$ 5,244,779
Buildings	70,757,151	2,219,136	-	72,976,287
Furniture & Equipment	1,952,411	251,881	(100,889)	2,103,403
Vehicles	4,149,295	137,178	(525,904)	3,760,569
Computer Software	-	6,006	-	6,006
Computer Hardware	55,257	-	-	55,257
Total	\$ 82,158,893	\$ 2,614,201	\$ (626,793)	\$ 84,146,301

Accumulated Amortization:	Balance at July 1, 2018	Additions	Disposals	Balance at June 30, 2019
Sites	\$ -	\$ -	\$ -	\$ -
Buildings	43,675,176	1,307,528	-	44,982,704
Furniture & Equipment	835,069	195,241	(100,889)	929,421
Vehicles	1,717,575	414,930	(525,904)	1,606,601
Computer Software	-	-	-	-
Computer Hardware	25,138	11,052	-	36,190
Total	\$ 46,252,958	\$ 1,928,751	\$ (626,793)	\$ 47,554,916

SCHOOL DISTRICT NO. 59 (PEACE RIVER SOUTH)
NOTES TO FINANCIAL STATEMENTS
YEAR ENDED JUNE 30, 2020

NOTE 10 EMPLOYEE PENSION PLANS

The School District and its employees contribute to the Teachers' Pension Plan and Municipal Pension Plan (jointly trustee pension plans). The boards of trustees for these plans, representing plan members and employers, are responsible for administering the pension plans, including investing assets and administering benefits. The plans are multi-employer defined benefit pension plans. Basic pension benefits are based on a formula. As at December 31, 2018, the Teachers' Pension Plan has about 48,000 active members and approximately 38,000 retired members. As of December 31, 2018, the Municipal Pension Plan has about 205,000 active members, including approximately 26,000 from school districts.

Every three years, an actuarial valuation is performed to assess the financial position of the plans and the adequacy of plan funding. The actuary determines an appropriate combined employer and member contribution rate to fund the plans. The actuary's calculated contribution rate is based on the entry-age normal cost method, which produces the long-term rate of member and employer contributions sufficient to provide benefits for average future entrants to the plans. This rate may be adjusted for the amortization of any actuarial funding surplus and will be adjusted for the amortization of any unfunded actuarial liability.

The most recent actuarial valuation of the Teachers' Pension Plan as at December 31, 2017, indicated a \$1,656 million surplus for basic pension benefits on a going concern basis. As a result of the 2017 basic account actuarial valuation surplus, plan enhancements and contribution rate adjustments were made; the remaining \$644 million surplus was transferred to the rate stabilization account.

The most recent actuarial valuation for the Municipal Pension Plan as at December 31, 2018, indicated a \$2,866 million funding surplus for basic pension benefits on a going concern basis.

The next valuation for the Teachers' Pension Plan will be as at December 31, 2020, with results available in 2021. The next valuation for the Municipal Pension Plan will be as at December 31, 2021, with results available in 2022.

Employers participating in the Plans record their pension expense as the amount of employer contributions made during the fiscal year (defined contribution pension plan accounting). This is because the plans record accrued liabilities and accrued assets for the plan in aggregate, resulting in no consistent and reliable basis for allocating the obligation, assets and cost to individual employers participating in the Plans.

The School District paid \$3,251,203 for employer contributions to these plans in the year ended June 30, 2020 (2019: \$3,248,859).

**SCHOOL DISTRICT NO. 59 (PEACE RIVER SOUTH)
NOTES TO FINANCIAL STATEMENTS
YEAR ENDED JUNE 30, 2020**

NOTE 11 INTERFUND TRANSFERS

Interfund transfers between the operating, special purpose and capital funds for the year ended June 30, 2020, were as follows:

- A transfer in the amount of \$1,119,862 (2019: \$520,607) was made from the operating fund to the capital fund for capital equipment purchases.

NOTE 12 RELATED PARTY TRANSACTIONS

The School District is related through common ownership to all Province of British Columbia ministries, agencies, school districts, health authorities, colleges, universities, and crown corporations. Transactions with these entities, unless disclosed separately, are considered to be in the normal course of operations and are recorded at the exchange amount.

NOTE 13 UNRECOGNIZED ASSETS

The School District has been made available the use of Crown Land. The Crown Land has not been recorded in these Financial Statements.

NOTE 14 CONTRACTUAL RIGHTS

Contractual rights are rights to economic resources arising from contracts or agreements that will result in revenues and assets in the future. The School District's contractual rights arise because of contracts entered into for rental revenue. The following table summarizes the contractual rights of the School District for future assets:

Contractual Rights	2021	2022	2023	2024	2025	Thereafter
Future rental revenue	\$ 174,668	\$171,744	\$ 155,402	\$ 151,851	\$ 155,032	\$ 462,677

NOTE 15 CONTINGENT LIABILITIES

Each year the School District is involved in a number of legal actions and arbitrations.

The School District has been named as the defendant in a potential lawsuit related to the remediation of an environmental contamination in which damages have been sought. These matters may give rise to future liabilities. The potential amount claimed is undetermined at this time. The outcome of these actions is not determinable as at June 30, 2020, and accordingly, no provision has been made in these financial statements for any liability that may result. Any losses arising from these actions will be recorded in the year in which the related litigation is settled.

Management believes all other legal and arbitration matters that are not determinable at this time will not have a material adverse effect on the School District's financial position or operations.

SCHOOL DISTRICT NO. 59 (PEACE RIVER SOUTH)
NOTES TO FINANCIAL STATEMENTS
YEAR ENDED JUNE 30, 2020

NOTE 16 BUDGET FIGURES

Budget figures included in the financial statements are not audited. They were approved by the Board through the adoption of an amended annual budget on February 20, 2020. The Board adopted a preliminary annual budget on June 19, 2019. The amended budget is used for comparison purposes, as these are based on actual student enrollments. The difference between the two budgets is as follows:

	2020 Amended	2020 Preliminary	Difference
Revenues			
Provincial Grants			
Ministry of Education	\$ 49,438,250	\$ 47,423,839	\$ 2,014,411
Other	264,348	279,460	(15,112)
Tuition	22,128	32,673	(10,545)
Other Revenue	1,654,204	1,180,000	474,204
Rentals and Leases	170,000	155,000	15,000
Investment Income	232,549	227,549	5,000
Amortization of Deferred Capital Revenue	1,512,460	1,531,097	(18,637)
Total Revenue	<u>53,293,939</u>	<u>50,829,618</u>	<u>2,464,321</u>
Expenses			
Instruction	38,465,295	36,711,165	1,754,130
District Administration	2,049,824	1,973,768	76,056
Operations and Maintenance	9,890,044	9,965,377	(75,333)
Transportation and Housing	3,890,493	3,887,548	2,945
Total Expenses	<u>54,295,656</u>	<u>52,537,858</u>	<u>1,757,798</u>
Surplus (Deficit) for the year	<u>(1,001,717)</u>	<u>(1,708,240)</u>	<u>706,523</u>
Effect of change in Tangible Capital Assets			
Acquisition of Tangible Capital Assets			
From Operating and Special Purpose Funds	(1,282,000)	(1,194,139)	(87,861)
From Deferred Capital Revenue	(2,199,640)	(2,109,640)	(90,000)
Total Acquisition of Tangible Capital Assets	<u>(3,481,640)</u>	<u>(3,303,779)</u>	<u>(177,861)</u>
Amortization of Tangible Capital Assets	1,945,638	1,962,390	(16,752)
Total Effect of change in Tangible Capital Assets	<u>(1,536,002)</u>	<u>(1,341,389)</u>	<u>(194,613)</u>
(Increase) Decrease in Net Financial Assets	<u>\$ (2,537,719)</u>	<u>\$ (3,049,629)</u>	<u>\$ 511,910</u>

SCHOOL DISTRICT NO. 59 (PEACE RIVER SOUTH)
NOTES TO FINANCIAL STATEMENTS
YEAR ENDED JUNE 30, 2020

NOTE 17 ASSET RETIREMENT OBLIGATION

Legal liabilities may exist for the removal or disposal of asbestos in schools that will undergo major renovations or demolition. The fair value of the liability for asbestos removal or disposal will be recognized in the period in which it is incurred if a reasonable estimate of fair value can be made. As at June 30, 2020, the liability is not reasonably determinable.

NOTE 18 EXPENSE BY OBJECT

	<u>2020</u>	<u>2019</u>
Salaries and benefits	\$ 41,330,228	\$ 39,898,730
Services and supplies	8,881,290	9,742,047
Amortization	1,945,638	1,928,751
	<u>\$ 52,157,156</u>	<u>\$ 51,569,528</u>

NOTE 19 ECONOMIC DEPENDENCE

The operations of the School District are dependent on continued funding from the Ministry of Education and various governmental agencies to carry out its programs. These financial statements have been prepared on a going concern basis.

NOTE 20 ACCUMULATED SURPLUS

	<u>2020</u>	<u>2019</u>
OPERATING		
Internally Restricted (appropriated) by Board for:		
School-based Surpluses	\$ 483,810	\$ 395,250
Aboriginal Education Surplus	106,431	-
Digital Content Strategist	-	80,000
Capacity Building	16,000	268,000
Distance Learning Project	-	76,838
Renovation Chetwynd Senior Secondary	500,000	1,750,000
Strategic Plan Initiatives	150,000	-
Subtotal Internally Restricted	<u>1,256,241</u>	<u>2,570,088</u>
Unrestricted Operating Surplus (Deficit)	<u>5,882,422</u>	<u>3,826,524</u>
Total Available for Future Operations	<u>\$ 7,138,663</u>	<u>\$ 6,396,612</u>
CAPITAL		
Investment in Tangible Capital Assets	11,225,070	10,538,381
Local Capital	281,099	276,813
Capital Surplus	<u>11,506,169</u>	<u>10,815,194</u>
ACCUMULATED SURPLUS	<u>\$ 18,644,832</u>	<u>\$ 17,211,806</u>

SCHOOL DISTRICT NO. 59 (PEACE RIVER SOUTH)
NOTES TO FINANCIAL STATEMENTS
YEAR ENDED JUNE 30, 2020

NOTE 21 SUBSEQUENT EVENTS

On May 7, 2020 the School District accepted an offer to sell the property known as the O'Brien Education Centre. Conditions were removed June 30, 2020 and the deal is scheduled to close August 31, 2020. The net book value of the property on June 30, 2020 was \$0 and the proceeds on sale will be \$450,000.

NOTE 22 RISK MANAGEMENT

The School District has exposure to the following risks from its use of financial instruments: credit risk, market risk and liquidity risk. The Board ensures that the School District has identified its risks and ensures that management monitors and controls them.

a) Credit risk

Credit risk is the risk of financial loss to an institution if a customer or counterparty to a financial instrument fails to meet its contractual obligations. Such risks arise principally from certain financial assets held consisting of cash and amounts receivable.

The School District is exposed to credit risk in the event of non-performance by a debtor. This risk is mitigated as most amounts receivable are due from the Province and are considered collectible.

It is management's opinion that the School District is not exposed to significant credit risk associated with its cash deposits and investments as they are placed in recognized British Columbia institutions.

b) Market risk

Market risk is the risk that the fair value or future cash flows of a financial instrument will fluctuate because of changes in market prices. Market risk is comprised of currency risk and interest rate risk.

Currency risk is the risk that the fair value or future cash flows of a financial instrument will fluctuate because of changes in the foreign exchange rates. It is management's opinion that the School District is not exposed to significant currency risk, as amounts held and purchases made in foreign currency are insignificant.

Interest rate risk is the risk that the fair value or future cash flows of a financial instrument will fluctuate because of changes in the market interest rates. The School District is exposed to interest rate risk through its investments. It is management's opinion that the School District is not exposed to significant interest rate risk.

SCHOOL DISTRICT NO. 59 (PEACE RIVER SOUTH)
NOTES TO FINANCIAL STATEMENTS
YEAR ENDED JUNE 30, 2020

NOTE 22 RISK MANAGEMENT *(continued)*

c) Liquidity risk

Liquidity risk is the risk that the School District will not be able to meet its financial obligations as they become due.

The School District manages liquidity risk by continually monitoring actual and forecasted cash flows from operations and anticipated investing activities to ensure, as far as possible, that it will always have sufficient liquidity to meet its liabilities when due, under both normal and stressed conditions, without incurring unacceptable losses or risking damage to the School District's reputation.

Risk management and insurance services for all School Districts in British Columbia are provided by the Risk Management Branch of the Ministry of Finance.

School District No. 59 (Peace River South)

Schedule 1 (Unaudited)

Schedule of Changes in Accumulated Surplus (Deficit) by Fund
Year Ended June 30, 2020

	Operating Fund	Special Purpose Fund	Capital Fund	2020 Actual	2019 Actual
	\$	\$	\$	\$	\$
Accumulated Surplus (Deficit), beginning of year	6,396,612		10,815,194	17,211,806	17,700,801
Changes for the year					
Surplus (Deficit) for the year	1,861,913		(428,887)	1,433,026	(488,995)
Interfund Transfers	(1,119,862)		1,119,862	-	
Tangible Capital Assets Purchased	742,051	-	690,975	1,433,026	(488,995)
Net Changes for the year	718,102		1,191,940	1,433,026	(488,995)
Accumulated Surplus (Deficit), end of year - Statement 2	7,114,714		12,007,134	18,644,832	17,211,806

School District No. 59 (Peace River South)

Schedule 2 (Unaudited)

Schedule of Operating Operations

Year Ended June 30, 2020

	2020 Budget	2020 Actual	2019 Actual
	\$	\$	\$
Revenues			
Provincial Grants			
Ministry of Education	43,675,657	44,345,626	41,709,207
Other	264,348	260,602	276,363
Tuition	22,128	22,128	32,673
Other Revenue	482,204	694,790	579,811
Rentals and Leases	170,000	226,339	166,523
Investment Income	230,000	191,996	252,967
Total Revenue	44,844,337	45,741,481	43,017,544
Expenses			
Instruction	32,997,858	31,953,499	31,491,356
District Administration	2,049,824	2,011,577	1,886,068
Operations and Maintenance	6,853,307	6,829,921	6,372,585
Transportation and Housing	3,514,436	3,084,571	3,327,581
Total Expense	45,415,425	43,879,568	43,077,590
Operating Surplus (Deficit) for the year	(571,088)	1,861,913	(60,046)
Budgeted Appropriation (Retirement) of Surplus (Deficit)	1,853,088		
Net Transfers (to) from other funds			
Tangible Capital Assets Purchased	(1,282,000)	(1,119,862)	(520,607)
Total Net Transfers	(1,282,000)	(1,119,862)	(520,607)
Total Operating Surplus (Deficit), for the year	-	742,051	(580,653)
Operating Surplus (Deficit), beginning of year		6,396,612	6,977,265
Operating Surplus (Deficit), end of year		7,138,663	6,396,612
Operating Surplus (Deficit), end of year			
Internally Restricted		1,256,241	2,570,088
Unrestricted		5,882,422	3,826,524
Total Operating Surplus (Deficit), end of year		7,138,663	6,396,612

School District No. 59 (Peace River South)

Schedule 2A (Unaudited)

Schedule of Operating Revenue by Source

Year Ended June 30, 2020

	2020 Budget	2020 Actual	2019 Actual
	\$	\$	\$
Provincial Grants - Ministry of Education			
Operating Grant, Ministry of Education	41,854,836	42,169,813	40,000,867
Other Ministry of Education Grants			
Pay Equity	944,395	708,297	944,395
Funding for Graduated Adults		298	
Transportation Supplement	441,458	441,458	441,458
Economic Stability Dividend			40,998
Carbon Tax Grant	98,000	118,934	118,934
Employer Health Tax Grant	323,050	323,049	98,167
Strategic Priorities - Mental Health Grant			35,000
Support Staff Benefits Grant	3,333	3,933	
BCTEA - LEA Capacity Building Grant			13,700
Support Staff Wage Increase Funding		185,025	
Teachers' Labour Settlement Funding		382,234	
Access Grant			5,000
Other	10,585	12,585	10,688
Total Provincial Grants - Ministry of Education	43,675,657	44,345,626	41,709,207
Provincial Grants - Other	264,348	260,602	276,363
Tuition			
International and Out of Province Students	22,128	22,128	32,673
Total Tuition	22,128	22,128	32,673
Other Revenues			
Miscellaneous			
Seconded Teacher Recoveries	132,400	135,306	201,502
Substitute Staff Recoveries	120,000	107,733	125,177
Bus Fees	50,000	39,387	55,882
Swim Grant	10,000	10,000	10,000
Miscellaneous	169,804	402,364	187,250
Total Other Revenue	482,204	694,790	579,811
Rentals and Leases	170,000	226,339	166,523
Investment Income	230,000	191,996	252,967
Total Operating Revenue	44,844,337	45,741,481	43,017,544

School District No. 59 (Peace River South)

Schedule 2B (Unaudited)

Schedule of Operating Expense by Object

Year Ended June 30, 2020

	2020 Budget	2020 Actual	2019 Actual
	\$	\$	\$
Salaries			
Teachers	15,251,612	15,042,502	14,523,386
Principals and Vice Principals	3,578,825	3,383,361	3,062,716
Educational Assistants	3,366,328	3,180,646	2,694,630
Support Staff	5,570,176	5,485,621	5,324,908
Other Professionals	1,554,354	1,751,949	1,659,853
Substitutes	1,252,435	1,236,586	1,751,505
Total Salaries	30,573,730	30,080,665	29,016,998
Employee Benefits	7,489,870	6,947,460	6,748,776
Total Salaries and Benefits	38,063,600	37,028,125	35,765,774
Services and Supplies			
Services	1,455,652	1,584,394	1,453,111
Student Transportation	1,042,068	839,915	979,458
Professional Development and Travel	483,507	345,597	461,308
Rentals and Leases	23,500	30,144	27,911
Dues and Fees	266,395	328,307	393,783
Insurance	154,123	164,493	147,602
Supplies	1,939,580	1,763,622	2,488,056
Utilities	1,987,000	1,794,971	1,360,587
Total Services and Supplies	7,351,825	6,851,443	7,311,816
Total Operating Expense	45,415,425	43,879,568	43,077,590

School District No. 59 (Peace River South)

Schedule 2C (Unaudited)

Operating Expense by Function, Program and Object
Year Ended June 30, 2020

	Teachers Salaries	Principals and Vice Principals Salaries	Educational Assistants Salaries	Support Staff Salaries	Other Professionals Salaries	Substitutes Salaries	Total Salaries
	\$	\$	\$	\$	\$	\$	\$
1 Instruction							
1.02 Regular Instruction	12,422,688	1,015,294	139,355	497,375	161,738	635,244	14,871,694
1.03 Career Programs	80,004	87,419			158,435	4,280	330,138
1.07 Library Services	226,374		121,485			32,677	380,536
1.08 Counselling	492,974			65,636	23,364	2,030	584,004
1.10 Special Education	1,380,998		2,571,801	116,903	31,298	133,378	4,234,378
1.30 English Language Learning	34,173		53,254			1,871	89,298
1.31 Indigenous Education	405,291	342,399	274,329	102,487	66,947	8,569	1,200,022
1.41 School Administration		1,720,965		583,772		49,981	2,354,718
1.62 International and Out of Province Students							
Total Function 1	15,042,502	3,166,077	3,160,224	1,366,173	441,782	868,030	24,044,788
4 District Administration							
4.11 Educational Administration		217,284		19,214	298,236		534,734
4.40 School District Governance					118,518		118,518
4.41 Business Administration				163,577	521,838	403	685,818
Total Function 4	-	217,284	-	182,791	938,592	403	1,339,070
5 Operations and Maintenance							
5.41 Operations and Maintenance Administration				47,040	279,897	903	327,840
5.50 Maintenance Operations				2,386,029		249,364	2,635,393
5.52 Maintenance of Grounds				349,236		41,331	390,567
5.56 Utilities							
Total Function 5	-	-	-	2,782,305	279,897	291,598	3,353,800
7 Transportation and Housing							
7.41 Transportation and Housing Administration				50,983	91,678		142,661
7.70 Student Transportation			20,422	1,103,369		76,555	1,200,346
Total Function 7	-	-	20,422	1,154,352	91,678	76,555	1,343,007
9 Debt Services							
Total Function 9	-	-	-	-	-	-	-
Total Functions 1 - 9	15,042,502	3,383,361	3,180,646	5,485,621	1,751,949	1,236,586	30,080,665

School District No. 59 (Peace River South)

Schedule 2C (Unaudited)

Operating Expense by Function, Program and Object

Year Ended June 30, 2020

	Total Salaries	Employee Benefits	Total Salaries and Benefits	Services and Supplies	2020 Actual	2020 Budget	2019 Actual
	\$	\$	\$	\$	\$	\$	\$
1 Instruction							
1.02 Regular Instruction	14,871,694	3,575,914	18,447,608	1,532,024	19,979,632	20,207,042	19,940,195
1.03 Career Programs	330,138	78,752	408,890	155,340	564,230	563,881	417,127
1.07 Library Services	380,536	85,142	465,678	43,649	509,327	515,722	483,275
1.08 Counselling	584,004	124,188	708,192	8,840	717,032	712,600	799,899
1.10 Special Education	4,234,378	994,381	5,228,759	132,554	5,361,313	6,000,135	5,027,817
1.30 English Language Learning	89,298	20,468	109,766	10,642	120,408	131,986	127,445
1.31 Indigenous Education	1,200,022	283,635	1,483,657	75,962	1,559,619	1,672,848	1,505,880
1.41 School Administration	2,354,718	511,427	2,866,145	149,625	3,015,770	3,068,199	3,032,914
1.62 International and Out of Province Students	-	-	-	126,168	126,168	125,445	156,804
Total Function 1	24,044,788	5,673,907	29,718,695	2,234,804	31,953,499	32,997,858	31,491,356
4 District Administration							
4.11 Educational Administration	534,734	104,833	639,567	46,817	686,384	718,220	576,486
4.40 School District Governance	118,518	7,177	125,695	74,145	199,840	230,462	238,833
4.41 Business Administration	685,818	147,577	833,395	291,958	1,125,353	1,101,142	1,070,749
Total Function 4	1,339,070	259,587	1,598,657	412,920	2,011,577	2,049,824	1,886,068
5 Operations and Maintenance							
5.41 Operations and Maintenance Administration	327,840	71,042	398,882	185,125	584,007	589,459	571,485
5.50 Maintenance Operations	2,635,393	581,626	3,217,019	1,097,522	4,314,541	4,221,936	3,806,263
5.52 Maintenance of Grounds	390,567	80,186	470,753	108,665	579,418	674,912	633,832
5.56 Utilities	-	-	-	1,351,955	1,351,955	1,367,000	1,361,005
Total Function 5	3,353,800	732,854	4,086,654	2,743,267	6,829,921	6,853,307	6,372,585
7 Transportation and Housing							
7.41 Transportation and Housing Administration	142,661	31,760	174,421	29,899	204,320	218,705	178,310
7.70 Student Transportation	1,200,346	249,352	1,449,698	1,430,553	2,880,251	3,295,731	3,149,271
Total Function 7	1,343,007	281,112	1,624,119	1,460,452	3,084,571	3,514,436	3,327,581
9 Debt Services							
Total Function 9	-	-	-	-	-	-	-
Total Functions 1 - 9	30,080,665	6,947,460	37,028,125	6,851,443	43,879,568	45,415,425	43,077,590

School District No. 59 (Peace River South)

Schedule of Special Purpose Operations
 Year Ended June 30, 2020

	2020 Budget	2020 Actual	2019 Actual
	\$	\$	\$
Revenues			
Provincial Grants			
Ministry of Education	4,643,760	4,436,293	4,296,191
Other Revenue	1,172,000	776,055	1,142,770
Investment Income		767	5,393
Total Revenue	<u>5,815,760</u>	<u>5,213,115</u>	<u>5,444,354</u>
Expenses			
Instruction	5,467,437	4,952,917	5,001,566
Operations and Maintenance	348,323	260,198	442,788
Total Expense	<u>5,815,760</u>	<u>5,213,115</u>	<u>5,444,354</u>
Special Purpose Surplus (Deficit) for the year	<u>-</u>	<u>-</u>	<u>-</u>
Total Special Purpose Surplus (Deficit) for the year	<u>-</u>	<u>-</u>	<u>-</u>
Special Purpose Surplus (Deficit), beginning of year			
Special Purpose Surplus (Deficit), end of year		<u>-</u>	<u>-</u>

School District No. 59 (Peace River South)

Schedule 3A (Unaudited)

Changes in Special Purpose Funds and Expense by Object
Year Ended June 30, 2020

	Annual Facility Grant	Learning Improvement Fund	Aboriginal Education Technology	School Generated Funds	Strong Start	Ready, Set, Learn	OLEP	CommunityLINK	Classroom Enhancement Fund - Overhead
	\$	\$	\$	\$	\$	\$	\$	\$	\$
Deferred Revenue, beginning of year	62,588	277	1,303	648,912				46,444	
Add: Restricted Grants									
Provincial Grants - Ministry of Education	285,735	152,650			198,182	37,334	107,793	366,623	328,702
Other Investment Income				850,284					
Less: Allocated to Revenue Recovered	285,735	152,650		850,284	198,182	37,334	107,793	366,623	328,702
	260,198	140,755	1,303	756,225	177,577	33,183	86,056	405,548	328,702
Deferred Revenue, end of year	88,125	12,172	-	742,971	20,605	4,151	21,737	7,519	-
Revenues									
Provincial Grants - Ministry of Education	260,198	140,755	1,303		177,577	33,183	86,056	405,548	328,702
Other Revenue Investment Income				756,225					
Expenses									
Salaries									
Teachers									
Principals and Vice Principals						17,797		19,256	
Educational Assistants								12,953	
Support Staff	55,950	109,954			115,769		27,917	194,347	
Other Professionals						9,569		23,553	17,012
Substitutes		350			10,712			38,205	
Employee Benefits	55,950	110,304			126,481	9,569	47,619	250,551	209,487
Services and Supplies	14,056	30,451			31,640	2,366	13,111	64,333	264,704
	190,192		1,303	756,225	19,456	21,248	25,326	90,664	54,767
	260,198	140,755	1,303	756,225	177,577	33,183	86,056	405,548	328,702
Net Revenue (Expense) before Interfund Transfers	-	-	-	-	-	-	-	-	-
Interfund Transfers	-	-	-	-	-	-	-	-	-
Net Revenue (Expense)	-	-	-	-	-	-	-	-	-

School District No. 59 (Peace River South)

Changes in Special Purpose Funds and Expense by Object
Year Ended June 30, 2020

	Classroom Enhancement Fund - Staffing	Classroom Enhancement Fund - Remedies	First Nation Student Transportation	Mental Health in Schools	Career Grants	Early Learning Funds	TOTAL
	\$	\$	\$	\$	\$	\$	\$
Deferred Revenue, beginning of year		5,183			7,796	48,907	821,410
Add: Restricted Grants							
Provincial Grants - Ministry of Education	2,887,715	116,112	18,049	30,500			4,529,395
Other					25,000	16,146	891,430
Investment Income						767	767
Less: Allocated to Revenue	2,887,715	116,112	18,049	30,500	25,000	16,913	5,421,592
Recovered	2,870,662	116,112	289	15,908	8,605	11,992	5,213,115
Deferred Revenue, end of year	<u>17,053</u>	<u>-</u>	<u>17,760</u>	<u>14,592</u>	<u>24,191</u>	<u>53,828</u>	<u>1,024,704</u>
Revenues							
Provincial Grants - Ministry of Education	2,870,662	116,112	289	15,908	8,605	11,225	4,436,293
Other Revenue							776,055
Investment Income						767	767
Expenses							
Salaries							
Teachers	2,338,039						2,375,092
Principals and Vice Principals							12,953
Educational Assistants							332,218
Support Staff							212,284
Other Professionals							58,486
Substitutes		42,349		5,745			260,278
Employee Benefits	2,338,039	42,349	-	5,745	-	-	3,251,311
Services and Supplies	532,623	5,812	289	613	8,605	11,992	749,772
	2,870,662	116,112	289	15,908	8,605	11,992	1,212,032
Net Revenue (Expense) before Interfund Transfers	-	-	-	-	-	-	-
Interfund Transfers	-	-	-	-	-	-	-
Net Revenue (Expense)	-	-	-	-	-	-	-

School District No. 59 (Peace River South)

Schedule 4 (Unaudited)

Schedule of Capital Operations

Year Ended June 30, 2020

	2020 Budget	2020 Actual			2019 Actual
		Invested in Tangible Capital Assets	Local Capital	Fund Balance	
	\$	\$	\$	\$	\$
Revenues					
Provincial Grants					
Ministry of Education	1,118,833	1,118,833		1,118,833	1,118,833
Investment Income	2,549		4,286	4,286	5,211
Amortization of Deferred Capital Revenue	1,512,460	1,512,465		1,512,465	1,494,591
Total Revenue	2,633,842	2,631,298	4,286	2,635,584	2,618,635
Expenses					
Operations and Maintenance	1,118,833	1,118,833		1,118,833	1,118,833
Amortization of Tangible Capital Assets					
Operations and Maintenance	1,569,581	1,569,581		1,569,581	1,513,821
Transportation and Housing	376,057	376,057		376,057	414,930
Total Expense	3,064,471	3,064,471	-	3,064,471	3,047,584
Capital Surplus (Deficit) for the year	(430,629)	(433,173)	4,286	(428,887)	(428,949)
Net Transfers (to) from other funds					
Tangible Capital Assets Purchased	1,282,000	1,119,862		1,119,862	520,607
Total Net Transfers	1,282,000	1,119,862	-	1,119,862	520,607
Total Capital Surplus (Deficit) for the year	851,371	686,689	4,286	690,975	91,658
Capital Surplus (Deficit), beginning of year		10,538,381	276,813	10,815,194	10,723,536
Capital Surplus (Deficit), end of year		11,225,070	281,099	11,506,169	10,815,194

School District No. 59 (Peace River South)

Schedule 4A (Unaudited)

Tangible Capital Assets
Year Ended June 30, 2020

	Sites	Buildings	Furniture and Equipment	Vehicles	Computer Software	Computer Hardware	Total
	\$	\$	\$	\$	\$	\$	\$
Cost, beginning of year	5,244,779	72,976,287	2,103,403	3,760,569	6,006	55,257	84,146,301
Changes for the Year							
Increase:							
Purchases from:							
Deferred Capital Revenue - Bylaw		2,008,647	87,450	679,662			2,775,759
Operating Fund		902,958	161,545	55,359			1,119,862
	-	2,911,605	248,995	735,021	-	-	3,895,621
Decrease:							
Deemed Disposals			70,232	26,039		15,171	111,442
	-	-	70,232	26,039	-	15,171	111,442
Cost, end of year	5,244,779	75,887,892	2,282,166	4,469,551	6,006	40,086	87,930,480
Work in Progress, end of year							
Cost and Work in Progress, end of year	5,244,779	75,887,892	2,282,166	4,469,551	6,006	40,086	87,930,480
Accumulated Amortization, beginning of year							
Changes for the Year							
Increase: Amortization for the Year		44,982,704	929,421	1,606,601		36,190	47,554,916
Decrease:							
Deemed Disposals		1,346,988	210,340	376,057	1,201	11,052	1,945,638
			70,232	26,039		15,171	111,442
			70,232	26,039		15,171	111,442
Accumulated Amortization, end of year		46,329,692	1,069,529	1,956,619	1,201	32,071	49,389,112
Tangible Capital Assets - Net	5,244,779	29,558,200	1,212,637	2,512,932	4,805	8,015	38,541,368

School District No. 59 (Peace River South)

Schedule 4C (Unaudited)

Deferred Capital Revenue
Year Ended June 30, 2020

	Bylaw Capital	Other Provincial	Other Capital	Total Capital
	\$	\$	\$	\$
Deferred Capital Revenue, beginning of year	24,353,633	588,962	1,110,411	26,053,006
Changes for the Year				
Increase:				
Transferred from Deferred Revenue - Capital Additions	2,775,759			2,775,759
	<u>2,775,759</u>	<u>-</u>	<u>-</u>	<u>2,775,759</u>
Decrease:				
Amortization of Deferred Capital Revenue	1,439,249	27,544	45,672	1,512,465
	<u>1,439,249</u>	<u>27,544</u>	<u>45,672</u>	<u>1,512,465</u>
Net Changes for the Year	<u>1,336,510</u>	<u>(27,544)</u>	<u>(45,672)</u>	<u>1,263,294</u>
Deferred Capital Revenue, end of year	<u>25,690,143</u>	<u>561,418</u>	<u>1,064,739</u>	<u>27,316,300</u>
Work in Progress, beginning of year				-
Changes for the Year				
Net Changes for the Year	<u>-</u>	<u>-</u>	<u>-</u>	<u>-</u>
Work in Progress, end of year	<u>-</u>	<u>-</u>	<u>-</u>	<u>-</u>
Total Deferred Capital Revenue, end of year	<u>25,690,143</u>	<u>561,418</u>	<u>1,064,739</u>	<u>27,316,300</u>

School District No. 59 (Peace River South)

Changes in Unspent Deferred Capital Revenue
Year Ended June 30, 2020

	Bylaw Capital	MEd Restricted Capital	Other Provincial Capital	Land Capital	Other Capital	Total
	\$	\$	\$	\$	\$	\$
Balance, beginning of year	431,199	161,545	-	-	-	592,744
Changes for the Year						
Increase:						
Provincial Grants - Ministry of Education Investment Income	3,463,393	2,501	-	-	-	3,463,393
Decrease:						
Transferred to DCR - Capital Additions Facility Improvements Not Capitalized	(2,775,759) 1,118,833	-	-	-	-	2,775,759 1,118,833
	3,894,592	-	-	-	-	3,894,592
Net Changes for the Year	(431,199)	2,501	-	-	-	(428,698)
Balance, end of year	-	164,046	-	-	-	164,046

**School District
Statement of Financial Information (SOFI)**

School District No. 59, (PEACE RIVER SOUTH)

Fiscal Year Ended June 30, 2020

SCHEDULE OF PAYMENTS MADE FOR THE PROVISION OF GOODS AND SERVICES

Name of Individual, Firm or Corporation	Total Amount Paid During Fiscal Year
A	\$29,207,186.16
B	
Z	
	<hr/>
Total (Suppliers with payments exceeding \$25,000)	\$29,207,186.16
Total (Suppliers where payments are \$25,000 or less)	\$1,884,157.26
	<hr/>
Consolidated Total	<u><u>\$31,091,343.42</u></u>

Prepared as required by Financial Information Regulation, Schedule 1, section 7



School District No.59 (Peace River South)

October 14, 2020

School District #59 Trustees

RE: Safe Return to School Grants

Below are preliminary spending plans for the provincial Safe Return to School Grant and the federal Safe Return to Class Fund.

Provincial Safe Return to School Grant - \$313,770

Reusable masks and face shields - \$15,126. Preliminary order of 7,900 adults sized reusable masks, 1,200 child sized reusable masks and 4,500 disposable masks. Billing of the adult sized is still to come through the provincial procurement process but my estimate is that this fund will be 100% spent with this initial order.

Improved hand hygiene - \$66,356. Two portable hand washing stations were ordered at a cost of \$4,198. Additional funding will be spent on putting classroom sinks in the 4 classrooms at Ecole Frank Ross, and a water-bottle refill station in each school that currently does not have one. I am estimating there will still be remaining funds to allocate towards improved hand hygiene.

Computers & Assistive Technology - \$28,951. 50 iPads including cases and keyboards were purchased. The remaining \$5,000 will be spent on assistive software.

Cleaning Supplies - \$36,905. Additional cleaning supplies for the month of September 2020 as compared to an average of previous year was \$3,216 higher. We went into September well stocked with supplies given the increased orders that were put in last year; therefore, I confident the fund will be spent by year-end and possibly exceeded.

Cleaning Frequency - \$166,432. An additional 20 hours of day-time custodians have been added (two 4-hour positions in Chetwynd and three 4-hour positions in Dawson Creek). Additional contract custodial hours are also being billed in our rural schools and in Tumbler Ridge.

Federal Safe Return to Class Fund - \$1,292,236 estimate

Learning Resources and Support

Most expenses related to learning resources and support will be used to support the newly developed distributed learning program. 2.6 teacher FTE have been allocated to the program and a support posting is also being hired.

Health and Safety

Some increase in expenses due to the pandemic did not fit under the provincial grant and therefore will be expenses under the federal grant. Some of these would include plexiglass barriers, protocol training for subs and support staff, hand sanitizer product, increase in morning and noon-hour supervision, personal protective equipment, and additional cleaning supplies.

Melissa Panoulis
Secretary Treasurer