



PUBLIC BOARD MEETING

The Board of Education of SD59 (PRS) will be holding their Public Board Meeting on Wednesday, January 18, 2023 starting at 1:00 pm in Dawson Creek as the School District Board Office (11600-7th Street, Dawson Creek, BC).

Anyone wishing to attend the public board meeting may do so in person or via Zoom. Individuals must pre-register by noon (12 pm) on Tuesday, January 17, 2023 to receive the Zoom link.

Please contact Richell Schwartz to register for the meeting:

Phone: 250-782-8571, ext. 217

Email: rschwartz@sd59.bc.ca



School District No.59 (Peace River South)

Open Board Meeting Agenda

Date: January 18, 2023 1:00 PM

Place: School District Board Office – Dawson Creek, BC

“We acknowledge that we share this territory with the people of Treaty 8”

APPROVAL OF AGENDA

1. ITEMS FOR ADOPTION

- R1.1 – Regular Board Meeting Minutes – December 14, 2022
- R1.2 – Excerpts Closed Meeting – December 14, 2022
- R1.3 – Excerpts Special Closed Meeting – December 16, 2022

2. BUSINESS ARISING

3. ESSENTIAL ITEMS

4. PRESENTATIONS

- R4.1 Dawson Creek & Area Child Care Action Plan Presentation – P Chisholm

5. REPORTS FROM THE SUPERINTENDENT OF SCHOOLS

- R5.1 – School/Student News
- R5.2 – 2023-24 School Calendar-DRAFT
- R5.3 – Middle Years Development Instrument (MDI)

6. REPORTS FROM THE SECRETARY-TREASURER

- R6.1 – Finance Reports
- R6.2 – 2022-23 Amended Operating Grant
- R6.3 – New Spaces Grant
- R6.4 – Portable Update

7. TRUSTEE ITEM

- R7.1 – BCSTA Update – R. Gulick

8. COMMITTEE REPORTS

- R8.1 – Indigenous Councils
- R8.2 – Policy Committee
 - Policy 4115 – Function of School Libraries (For Review)
 - Policy 3110 – Responsibilities of School Personnel (For Repeal)

9. DIARY

10. QUESTION PERIOD

Questions or comments must relate to items in this meeting's agenda.

11. FUTURE BUSINESS / EVENTS

- R11.1 – Open Board Meeting – February 15, 2023 – Dawson Creek



School District No.59 (Peace River South)

BOARD OF EDUCATION OF SCHOOL DISTRICT NO.59

11600 – 7TH Street, Dawson Creek, BC V1G 4R8

Open Session Minutes

DATE & TIME: December 14, 2022 – 1:00 PM

PLACE: School District Board Office, Dawson Creek, BC

PRESENT: Trustees:

C. Anderson (Chair)
C. Hillton (Vice-Chair)
R. Gulick
S. Mounsey
A. Schurmann
C. Wards
T. Jones via zoom

C. Fennell, Superintendent
M. Readman, Assistant Superintendent - absent
M. Panoulis, Secretary-Treasurer
R. Schwartz, Recording Secretary

The meeting was called to order at 1:03 pm.

“We acknowledge that we share this territory with the people of Treaty 8.”

APPROVAL OF AGENDA

Additions:

Deletions:

(2022-12-005)

MOVED/SECONDED – Hillton/Wards

THAT, the regular meeting agenda be approved as printed.

CARRIED

1.0 ITEMS FOR ADOPTION

R1.1 Regular Board Meeting Minutes – November 16, 2022

The Chair asked for any corrections to the minutes.

(2022-12-006)

The Chair declared the minutes of the open meeting November 16, 2022 approved as printed.

R1.2 Excerpts of Closed Board Meeting – November 16, 2022

(2022-12-007)

The Chair declared the excerpts of the closed board meeting November 16, 2022 approved as printed.

2.0 BUSINESS ARISING

3.0 ESSENTIAL ITEMS

4.0 PRESENTATIONS

4.1 Local Teacher Shortage – PRSTA

The Peace River South Teacher Association (PRSTA) president, Elaine Fitzpatrick, made a presentation to the board. The PRSTA is concerned about local teacher shortage and the affect it has on the system and staff. The PRSTA would like all stakeholders to be invested in teacher education and improve the motivation for individuals to become teachers in order to see a positive change in the teacher shortage both provincially and locally.

5.0 REPORTS FROM THE SUPERINTENDENT OF SCHOOLS

R5.1 School/Student News

The Superintendent reported school/student news:

- Schools recognized Louis Riel Day on November 16th and celebrated with Metis culture activities.
- DCSS volleyball teams had a successful season; the grade 10 team placed 9th at provincials
- Students at DCSS had the opportunity to visit NLC and explore the different trades and academic programs.
- Devereaux Elementary students are learning about growth mindset.
- EFR students held a food drive – they collected 1400 pounds of donations for local food banks!! A Kindergarten class celebrated the holidays with a singing show and other holiday activities including a gingerbread cooking centre. Students are enjoying the snowshoes that were donated by the school PAC group and a French Immersion class from Central Campus joined the French Immersion students at Ecole Frank Ross in an afternoon of games and activities to practice their oral language.
- Canalta Elementary students are busy learning about moose and other wild animals of the area; researching gifts and how pricing is established, creating holiday cards and sending them to their grandbuddies at a long-term care facility in New Brunswick. The maker space in the library is getting lots of use; the students learned how to use a green screen to place themselves in a snow globe! The school will be holding their Christmas concert at Unchagah Hall while their gym is still being used as a classroom.

- Don Titus celebrated the holidays by serving over 300 holiday meals to students and families and then enjoyed holiday activities.
- A Kindergarten class from Crescent Park Elementary visited the Nawican Friendship Centre and had a presentation from other students all dressed in their native regalia. The Kindergarten class also had a career experience where they could dress up in their career choice and learn all about it.
- The wood working class at DCSS is creating some amazing projects, one student has designed and made a wood guitar.
- Chetwynd Secondary School held their annual snowball school dance and Ugly Sweater Day. Over 60 students are participating in the extra curricular basketball program; in their home tournament both senior teams went undefeated and took home first place.
- Treaty 8 Tribal Association has donated \$4550.72 from left over funds that were raised to hold an Indigenous youth hockey camp. The funds will be used towards school breakfast programs.
- Student Voice with Grade 10/11/12 students from each high school will be meeting in January
- Parkland Elementary School has been named as one of the top 10 finalists in the CBC Canadian Music Class Challenge for 2022 in the MusiCounts Passion Prize (most spirited, fun and passionate performance).

R5.2 International Field Trip Update

The Assistant Superintendent has given Chetwynd Secondary School approval to proceed with planning a student trip to Costa Rica in March of 2023. The trip is being organized in conjunction with World Strides Canada.

R5.3 2021-22 Graduation Rates

The Superintendent reported on the 2021-22 completion rates. The overall 6-year completion rate for SD59 was 82% which is down 3% from the previous year, while the rate for Indigenous students fell 5% from 73% to 67%. The district looks at achievement data regularly to review student success. Provincial and district data can be accessed through the Ministry of Education and Child Care Student Success Portal (<https://studentsuccess.gov.bc.ca/>).

6.0 REPORTS FROM THE SECRETARY TREASURER

R6.1 Statement of Financial Information

The Statement of Financial Information (SOFI) report was presented. This annual report is required by all public institutions. The report publishes the names and salaries of employees over \$75,000 (wages & benefits), vendors over \$25,000, and trustee income and expenses. The report is posted on the district website.

7.0 TRUSTEE ITEMS

R7.1 BCSTA Update – R. Gulick

Trustee Gulick reminded trustees to complete survey regarding the BCSTA Trustee Academy. Northern Interior Branch meeting will be held in Prince George on January 20 & 21, 2023.

R7.2 Conflict & Committees – T. Jones

Trustee Jones declared conflict of interest with family member belonging to BCTF.

Trustee Jones was appointed as trustee liaison for Parkland Elementary and Pouce Coupe Elementary schools.

Trustee Jones was appointed as an alternate trustee representative to the Dawson Creek Indigenous Council and BCSTA provincial committee.

8.0 COMMITTEE REPORTS

R8.1 Indigenous Councils

The Indigenous Councils have been reviewing data which is used to develop goals for the enhancement agreement.

9.0 DIARY

10.0 NOTICE OF MOTION

11.0 QUESTION PERIOD

A question and answer period was provided.

12.0 FUTURE BUSINESS

R12.2 – Regular Board Meeting – January 18, 2023

ADJOURNMENT

(2022-12-008)

MOVED – Wards

THAT, the Regular Meeting be terminated. (2:38 PM)

CARRIED

CERTIFIED CORRECT:

(C. Anderson) Board Chair

(M. Panoulis) Secretary Treasurer



School District No.59 (Peace River South)

MEETING: Closed Board Meeting
DATE: December 14, 2022 10:30 AM
PLACE: School Board Office – Dawson Creek

The meeting was called to order and the following was reported.

Items for Adoption

- Approval of Agenda
- Closed Meeting Minutes – November 16, 2022

Business Arising

Trustee Items

Items discussed and reported included:

- BCPSEA Update

Superintendent's Reports

Items discussed and reported included:

- Personnel Matters

Secretary Treasurer's Reports

Items discussed and reported included:

- Excluded Compensation
- New Spaces Grant

Adjournment Motion

CERTIFIED CORRECT:

C. Anderson, Board Chair

M. Panoulas, Secretary Treasurer



School District No.59 (Peace River South)

MEETING: Special Closed Board Meeting
DATE: December 16, 2022 9:30 AM
PLACE: School Board Office – Dawson Creek

The meeting was called to order and the following was reported.

Items for Adoption

- Approval of Agenda
- Teamsters Ratification

Adjournment Motion

CERTIFIED CORRECT:

C. Anderson, Board Chair

M. Panoulas, Secretary Treasurer



School District No.59 (Peace River South)

To: Board of Education of SD59

From: Jan Proulx, Director of Instruction

Agenda Item: 2023-24 School Calendar

The proposed calendar was developed in accordance with the requirements of the School Act and in consultation with Peace River South Teachers' Association. The calendar reflects the current collective agreement language around start, end, and break times with special approval for the two-week spring break. This language includes that Winter Break starts on the Monday preceding Boxing Day and that Spring Break starts on the third Monday in March.

The 2023-24 school calendar currently reflects September 30th as the Federal Government designated day for the National Day for Truth and Reconciliation for federal employees and federally regulated workplaces. The Province continues to work with Indigenous leaders, organizations, and communities to best decide how to remember and honour the children who were taken from their families. This day has currently been marked as statutory day in the 2023-2024 school calendar but may change if further guidance is provided.

The school calendar regulation requires that a board must make publicly available a school calendar that it proposes to submit to the minister. The consultation period allows for the public to provide input on the school calendar before it is adopted by the Board of Education and submitted to the Ministry of Education by March 31st.

Written feedback must be sent to Jan Proulx at japroulx@sd59.bc.ca before March 3, 2023, to be considered.

Jan Proulx
Director of Instruction

SD59 CALENDAR FOR 2023/2024 DRAFT

July-23						
Sunday	Monday	Tuesday	Wednesday	Thursday	Friday	Saturday
						Canada Day
	STAT	Break	Break	Break	Break	
	Break	Break	Break	Break	Break	
	Break	Break	Break	Break	Break	
	Break	Break	Break	Break	Break	
	Break					

August-23						
Sunday	Monday	Tuesday	Wednesday	Thursday	Friday	Saturday
		Break	Break	Break	Break	
	BC Day	Break	Break	Break	Break	
	STAT	Break	Break	Break	Break	
	Break	Break	Break	Break	Break	
	Break	Break	Break	Break	Break	
	Break	Break	Break	Break	Break	
	Break					

September-23						
Sunday	Monday	Tuesday	Wednesday	Thursday	Friday	Saturday
					Break	
	Labour Day	NID Curriculum Implementation District	First Day Students Start 2h late End 1h early	First Full Day		
	STAT					
						National Day for Truth and Reconciliation
					18 Days In Session	

October-23						
Sunday	Monday	Tuesday	Wednesday	Thursday	Friday	Saturday
	National Day for Truth and Reconciliation					
	STAT					
	Thanksgiving					
	STAT					
					NID Pro-D Provincial/District	
						19 Days In Session

November-23						
Sunday	Monday	Tuesday	Wednesday	Thursday	Friday	Saturday
						Remembrance Day
	Remembrance Day		Early Dismissal	Early Dismissal		
	STAT					
					21 Days In Session	

December-23						
Sunday	Monday	Tuesday	Wednesday	Thursday	Friday	Saturday
	NID Pro-D School End of Term 1					
	Christmas Day	Boxing Day	Winter Break	Break	Break	Break
	STAT	STAT				
						15 Days In Session

LEGEND	
13 Stat	Statutory or General Holidays
59 Break	Break Days (Winter, Spring or Summer)
8 NID	Non-Instructional Days (Prof Dev or Admin)

0 NIS	Not-In-Session Day (No School Activities)
180	Instructional Days

SD59 CALENDAR FOR 2023-2024-DRAFT

January-24						
Sunday	Monday	Tuesday	Wednesday	Thursday	Friday	Saturday
	1 New Year's Day STAT	2 Break	3 Winter Break	4 Break	5 Break	6
7	8 Schools Reopen	9	10	11	12	13
14	15	16	17	18	19	20
21	22	23	24	25	26	27
28	29	30	31		18 Days In Session	

February-24						
Sunday	Monday	Tuesday	Wednesday	Thursday	Friday	Saturday
				1 End of Semester 1	2 NID Pro-D School	3
4	5 Beginning of Semester 2	6	7	8	9	10
11	12	13	14	15	16	17
18	19 Family Day STAT	20	21	22	23	24
25	26	27	28 Early Dismissal	29 Early Dismissal		
					19 Days In Session	

March-24						
Sunday	Monday	Tuesday	Wednesday	Thursday	Friday	Saturday
					1	2
3	4 NID Pro-D District	5	6	7	8	9
10	11	12	13	14	15 End of Term 2	16
17	18 Break	19 Break	20 Spring Break	21 Break	22 Break	23
24	25 Break	26 Break	27 Spring Break	28 Break	29 Good Friday STAT	30
31 Easter Sunday					10 Days In Session	

April-24						
Sunday	Monday	Tuesday	Wednesday	Thursday	Friday	Saturday
	1 Easter Monday STAT	2 Schools Reopen	3	4	5	6
7	8	9	10	11	12	13
14	15	16	17	18	19	20
21	22	23	24	25	26	27
28	29 NID Indigenous Education Day	30			20 Days In Session	

May-24						
Sunday	Monday	Tuesday	Wednesday	Thursday	Friday	Saturday
			1	2	3	4
5	6	7	8	9	10	11
12	13	14	15	16	17	18
19	20 Victoria Day STAT	21	22	23	24	25
26	27	28	29	30	31 NID Pro-D School	
					21 Days In Session	

June-24						
Sunday	Monday	Tuesday	Wednesday	Thursday	Friday	Saturday
						1
2	3	4	5	6	7	8
9	10	11	12	13	14	15
16	17	18	19	20	21	22
23	24	25	26	27 Last Day of Classes End of Sem 2 End of Term 3	28 NID Year End Admin Day	29
30					19 Days In Session	

LEGEND	
13 Stat	Statutory or General Holidays
59 Break	Break Days (Winter, Spring or Summer)
8 NID	Non-Instructional Days (Prof Dev or Admin)

0 NIS	Not-In-Session Day (No School Activities)
180	Instructional Days

School District 59 Calendar 2023/2024 Draft

Tuesday, September 5	Non-Instructional Day: Curriculum Implementation Day
Wednesday, September 6	First Day for Students (arrival 2 hours late, dismissal 1 hour early)
Monday, October 2	National Day for Truth And Reconciliation (Saturday Sept. 30) STAT
Monday, October 9	Thanksgiving Day STAT
Friday, October 20	Non-Instructional Day: Professional Development (Provincial/District)
Monday, November 13	Remembrance Day (Saturday Nov. 11) STAT
Wed & Thurs, Nov 15 & 16	Early Dismissal (1h) for Parent Interviews
Monday, December 4	Non-Instructional Day: Professional Development (School)
Dec. 25 to Jan. 5	Winter Break (Collective Agreement language - Winter Break starts on the Monday preceding Boxing Day)
Monday, January 8	Schools Reopen
Friday, February 2	Non-Instructional Day: Professional Development (School)
Monday, February 19	Family Day STAT
Wed & Thurs, Feb 28 & 29	Early Dismissal (1h) for Parent Interviews
Monday, March 4	Non-Instructional Day: Professional Development (District)
March 18 to April 1	Spring Break (Collective Agreement language - Spring Break starts on the third Monday in March)
Friday, March 29	Good Friday STAT
Monday, April 1	Easter Monday STAT
Monday, April 2	Schools Reopen
Monday, April 29	Non-Instructional Day: Indigenous Education Day
Monday, May 20	Victoria Day STAT
Friday, May 31	Non-Instructional Day: Professional Development (School)
Thursday, June 27	Last Day of Attendance for Students
Friday, June 28	Non-Instructional Day: Year End Administrative Day

Notes

Elementary - required hours of instruction 878 minimum required 4 hours 53 minutes per day
Secondary - required hours of instruction 952 minimum required 5 hours 18 minutes per day

Elementary Terms

Term 1	Sept. 6 to Dec. 1 (59 instructional days)
Term 2	Dec. 5 to Mar 15 (61 instructional days)
Term 3	April 2 to June 27 (60 instructional days)

Secondary Semesters

Semester 1	Sept. 6 to Feb.1 (92 instructional days)
Semester 2	Feb. 5 to June 27 (88 instructional days)

THE MIDDLE YEARS DEVELOPMENT INSTRUMENT (MDI)

HUMAN
EARLY LEARNING
PARTNERSHIP



Experiences in the middle years — especially between the ages of 10 to 13 — have critical and long-lasting effects. During this time, children experience significant cognitive, social, and emotional changes that establish their lifelong identity and set the stage for successful development in adolescence and adulthood.

The Middle Years Development Instrument (MDI) is a self-report questionnaire that is completed online and asks students in Grades 4 through 8 about their experiences in school, in the home, and in the community. It is a valid and reliable measure with strong scientific evidence. It focuses on highlighting the protective factors and assets that are known to support and optimize development in middle childhood.

To date, the MDI has been implemented with over 140,000 students in BC.

Five dimensions of the MDI



Physical Health & Well-Being

Children evaluate their own physical well-being in the areas of overall health including help-seeking for emotional well-being, transportation to and from school, nutrition, and sleeping habits.



Connectedness

Children are asked about their experiences of support and connection with the adults in their schools and neighbourhoods, with their parents or caregivers at home, and with their peers.



Social & Emotional Development

Children respond to questions about their current social and emotional competencies in several areas such as optimism, self-esteem, happiness, empathy, prosocial behaviour, sadness, worries, self-awareness, and self-regulation.



School Experiences

Children are asked about their school experiences in 4 areas: academic self-concept, school climate, school belonging, and experiences with peer victimization (bullying).



Use of Out-of-School Time

Children are asked about the time they spend watching TV, doing homework, volunteering, reading, hanging out with friends, and playing video games.



The MDI at a glance

- The MDI uses a strengths-based approach to assess five dimensions of child development that are scientifically linked to social and emotional well-being, health, academic achievement, and overall success through school and life.
- Students complete the survey during class time in January or February through a secure, online portal hosted by the University of British Columbia.
- The MDI project is voluntary. School administrators, teachers, parents or caregivers, and the children themselves are able to choose whether or not they wish to participate.
- The questionnaire is administered by an educator and takes one to two class periods to complete.
- Teachers and other school staff are fully supported by the MDI team including training, presentations and a variety of online and printed resources.
- Within two months of the MDI being complete, administrators can access Online School Reports, a comprehensive overview of MDI results for all questions and measures. MDI reports include data and infographics that are easy to interpret and share.

Five things to know about the MDI

1 Children’s overall health and well-being affects their ability to flourish and thrive, concentrate and learn, develop and maintain positive relationships with adults and peers, and navigate thoughtful decision-making. The MDI takes a “whole child” approach to understanding their health and well-being.

2 Children’s social and emotional skills not only predict academic success, but also physical health and mental well-being in adolescence and adulthood. The MDI collects data on the factors that are associated with resilience, including supportive relationships with adults at home, in school, and in the community, as well as their nutrition and sleep, and their constructive use of time during the after-school hours.

3 The MDI aligns with multiple initiatives within BC’s curriculum as well as existing research frameworks on social and emotional learning and mental health in schools. Questions on the MDI shine a light on facets of children’s Personal and Social Competencies, Physical Education and Health, and other factors that support health and well-being.



4 The MDI upholds Article 12 of the United Nations Convention on the Rights of the Child, which states that children have a right to give their opinion and be heard by the adults around them. The MDI provides children with opportunities for self-reflection and to safely share their experiences, thoughts, and feelings.

5 MDI data are a powerful tool for encouraging exploration of ways to promote children’s personal and social competencies in the classroom, in schools, and with parents and caregivers, educators, and leaders in the community. It provides the information needed to take action to support the well-being of children at school and beyond.

The MDI is not used for individual diagnosis or assessment of children, or comparison of individual teachers, classrooms or schools.

Instead...

Our goal is to support schools, families, and the children themselves in charting their own course toward improving the lives of children during these critical years of growth and transition.

Contact us:

604. 822. 1310
mdi@help.ubc.ca
earlylearning.ubc.ca/mdi

Discover MDI

Our online resource – Discover MDI: A Field Guide to Promoting Well-Being in Middle Childhood – provides a wide-range of practical strategies and tools that support schools and communities to build an understanding of the MDI along with information on how to promote the well-being of children in middle childhood. The Field Guide provides a supported, step-by-step journey that will help you gain familiarity with the MDI measures, make sense of your MDI data, and guide approaches to building dialogue and action within schools, and communities.



School District No.59 (Peace River South)

January 12, 2023

School District #59 Trustees

RE: December 2022 Financial Reports

Following are explanations of major variances for the December 31, 2022 Financial Reports. These reports are based on initial amended budget figures. I am working on finalizing the budget with the December funding announcement, the finance reports will be adjusted for next month to match the Amended 2022/23 Budget.

Given the timelines with the new collective agreements currently being ratified, the new funding for the collective agreements were not included in the December funding announcement. I am hopeful the funding for the teacher collective agreement increases will come within the next three weeks to be considered within the Amended 2022/23 budget. I have included all wage increases, and therefore if the funding is not confirmed I will use my estimate, by including this estimated funding it will prevent higher variances at year-end.

REVENUES:

At this point we are almost directly on budget, which you would expect at this time of the year as the amended budget is still being finalized and we are able to adjust to reflect what has actually been received.

DISTRICT EXPENSES:

1. **District Special Ed/Helping Teachers** – \$30,000 of the \$60,000 is related to the delayed hire of the elementary counsellor in Chetwynd. Given the part-time (0.7 FTE) position remained vacant since September, the district was able to fill the position in January and increase the FTE to 1.0 to June 2023.
2. **District Programs Other** – The majority of the \$297,000 favourable variance is from Technology (\$57,000) and Indigenous Education (\$216,000).



School District No.59 (Peace River South)

3. **Administration & Other** – Currently Education Administration is \$38,000 over budget in compensation expenses, I suspect an employees GL allocation is not matching the budget allocations. I will be exploring the cause of this variance further.
4. **Operations & Maintenance** – This favourable variance is mainly contributed due to savings across a variety of departments in wages and benefits. I will be working with Wade Simlik, Director of Operations, to adjust the Amended Budget in departments that are showing significant savings (carpentry, mechanical, and Chetwynd).
5. **Transportation** breakdown is as follows
 - a. \$50,000 favourable variance in Wage & Benefits, this aligns with the decrease in availability in spare drivers in the transportation department and the runs that have had to be canceled.
 - b. \$83,000 favourable fuel variance
6. **Utilities** is showing a favourable variance, \$34,000 is related to electricity.
7. The **District School** is below budget. This budget is made up of the net difference between average and actual wage costs, as well as budgeted and actual absence rates.
8. The majority of the **Special Purpose** variance is from the Annual Facilities Grant (\$287,000), Community Links (\$81,000), Classroom Enhancement Fund (\$64,000), Family Affordability Fund (\$162,000).

SCHOOL EXPENSES:

At this point of the year when schools make larger purchases it can greatly impact their financial reports. With these initial financial reports, administrators are to compare staffing charges line by line directly to their budgets, this allows us to check errors earlier in the year and make corrections to ensure accurate reporting. This will be done by administrators this month and therefore I expect changes to occur.

I did take a preliminary look at Windrem Elementary given their deficit, and the allocation of a staff position was incorrect. This correction will be made this month and I expect the school will no longer be in a deficit position.

Melissa Panoulas

Board Variance Report - Revenues

December 31, 2022

Year-to-Date Revenues (\$000's):

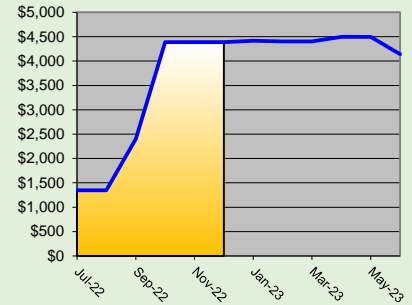
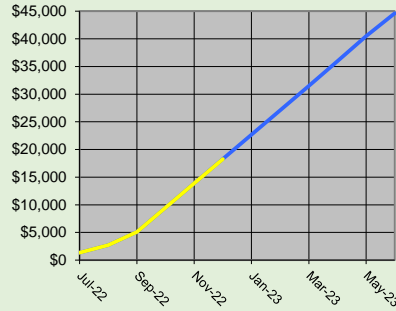
Monthly Revenues (\$000's):

BASE OPERATING GRANT

Year-To Date Results:

Budget	Actual	Variance
\$18,262	\$18,262	\$0

On Budget

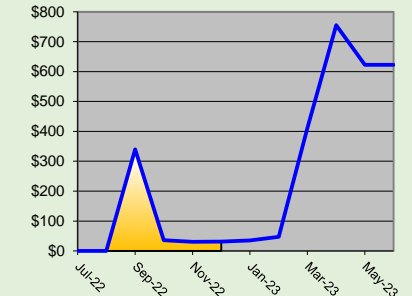
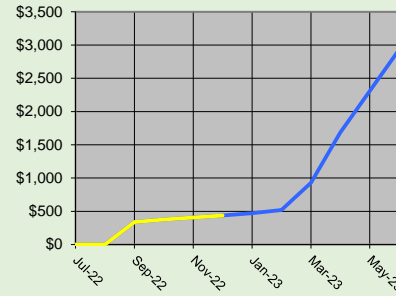


OTHER MoEd GRANTS

Year-To Date Results:

Budget	Actual	Variance
\$437	\$437	\$0

On Budget

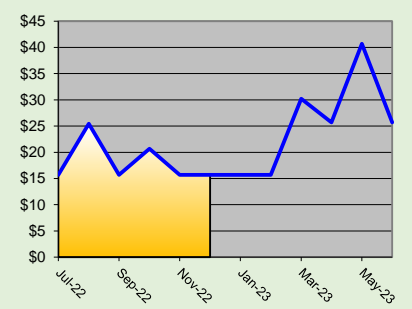
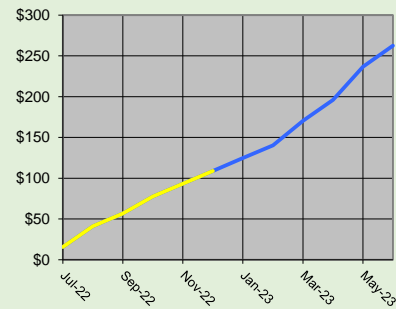


GRANTS-OTHER PROV.MINISTRIES

Year-To Date Results:

Budget	Actual	Variance
\$109	\$109	\$0

Overbudget 0.0%

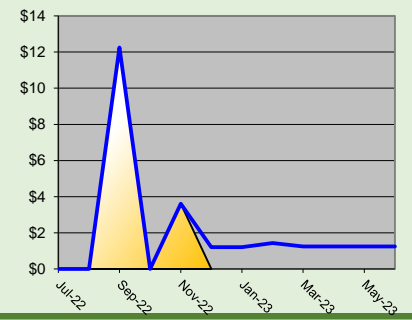
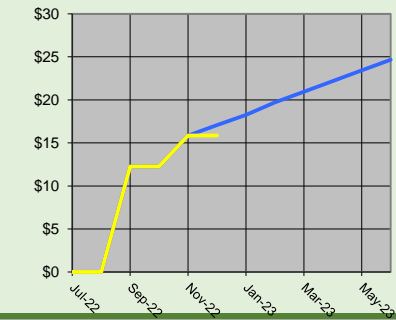


NON-RESIDENT TUITION

Year-To Date Results:

Budget	Actual	Variance
\$17	\$16	-\$1

Underbudget 7.0%

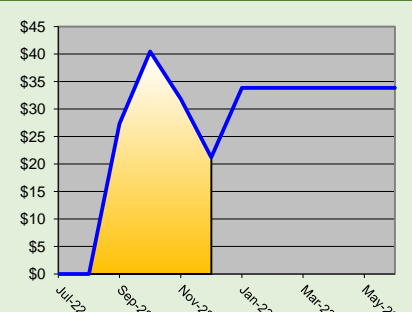
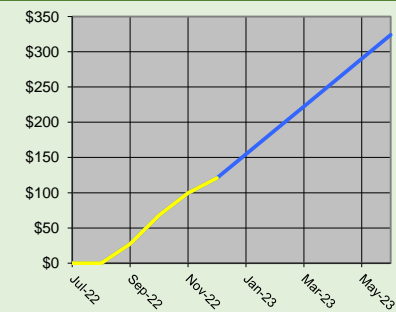


SECONDED/SUBSTITUTE TEACHER

Year-To Date Results:

Budget	Actual	Variance
\$121	\$121	\$0

On Budget



Board Variance Report - Revenues

December 31, 2022

Year-to-Date Revenues (\$000's):

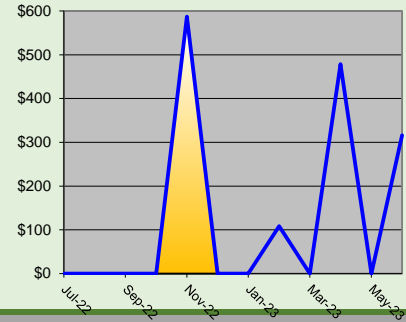
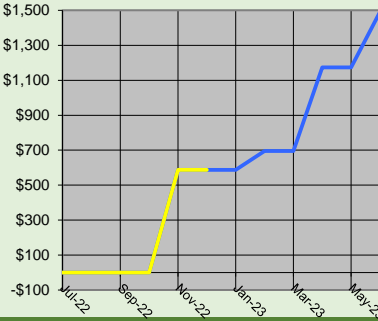
Monthly Revenues (\$000's):

FUNDING FIRST NATION

Year-To Date Results:

Budget	Actual	Variance
\$587	\$587	\$0

Overbudget 0%

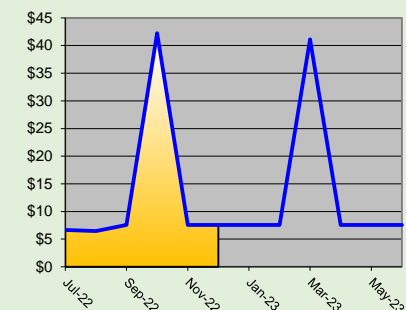
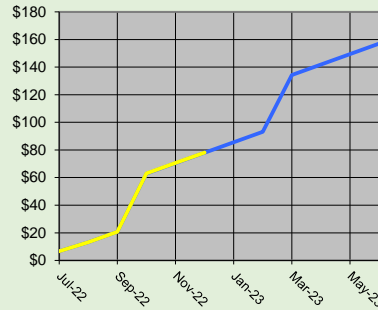


RENTALS/LEASES

Year-To Date Results:

Budget	Actual	Variance
\$78	\$78	\$0

Overbudget 0.1%

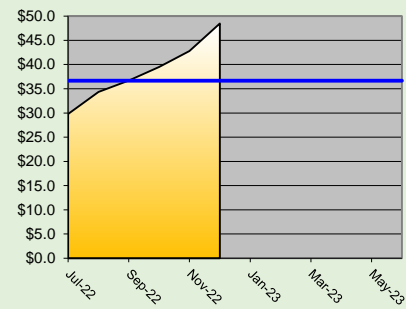
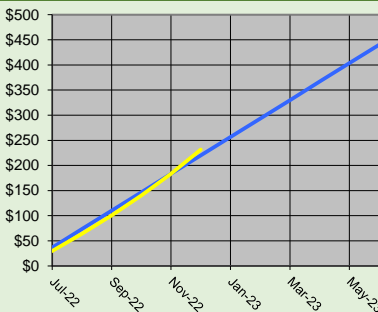


INTEREST INCOME

Year-To Date Results:

Budget	Actual	Variance
\$220	\$232	\$12

Overbudget 5.3%

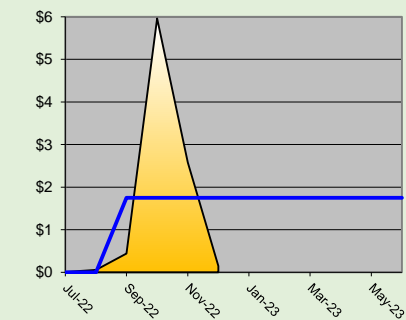
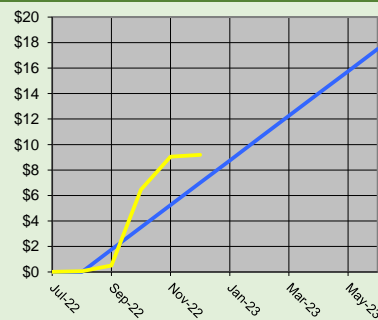


OTHER REVENUE

Year-To Date Results:

Budget	Actual	Variance
\$7	\$9	\$2

Overbudget 31.3%

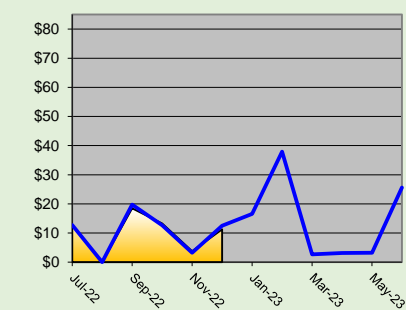
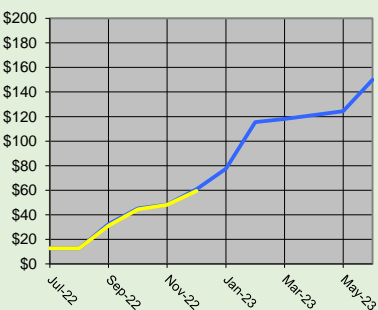


MISCELLANEOUS REVENUE

Year-To Date Results:

Budget	Actual	Variance
\$61	\$59	-\$1

Underbudget 2.3%



Board Variance Report - Revenues
December 31, 2022

Year-to-Date Revenues (\$000's):

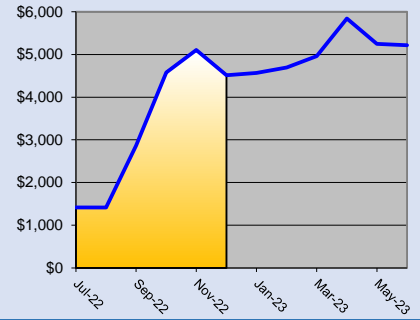
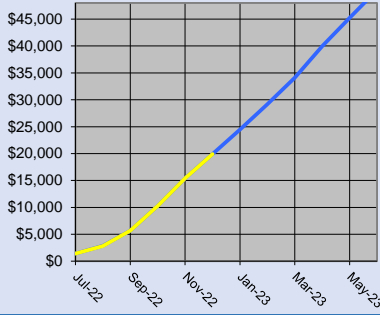
Monthly Revenues (\$000's):

TOTAL REVENUE

Year-To Date Results:

<u>Budget</u>	<u>Actual</u>	<u>Variance</u>
<u>\$19,899</u>	<u>\$19,910</u>	<u>\$12</u>

Overbudget 0.1%



Board Variance Rpt. - Expenditures

December 31, 2022

Year-to-Date Costs (\$000's):

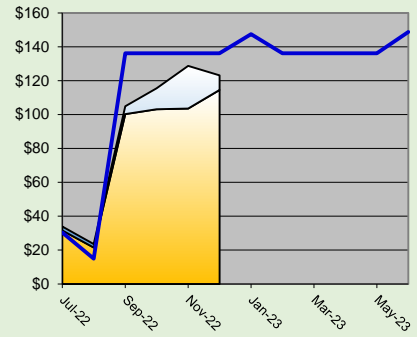
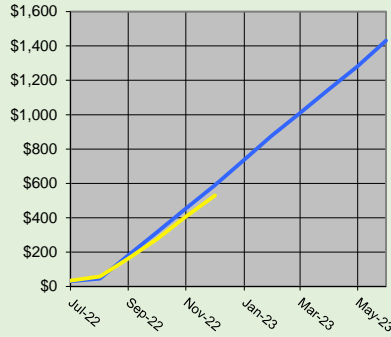
Monthly Costs (\$000's):

DISTRICT SPEC. ED./HELP.TCHRS

Year-To Date Results:

	Budget	Actual	Variance
Comp	529	475	54
O&M	61	55	6
Total	590	530	60

Underbudget 10%

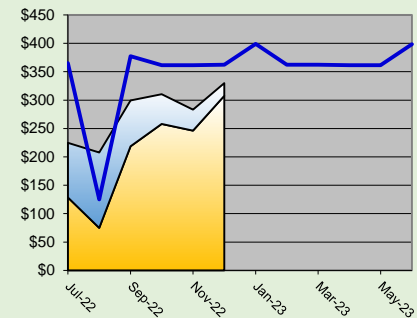
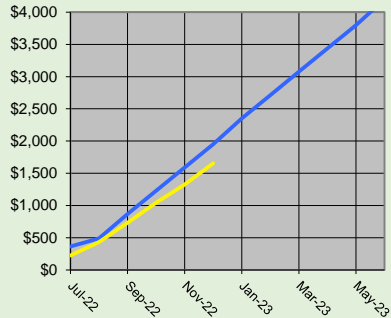


DISTRICT PROGRAMS-OTHER

Year-To Date Results:

	Budget	Actual	Variance
Comp	1,374	1,234	140
O&M	579	422	157
Total	1,953	1,655	297

Underbudget 15%

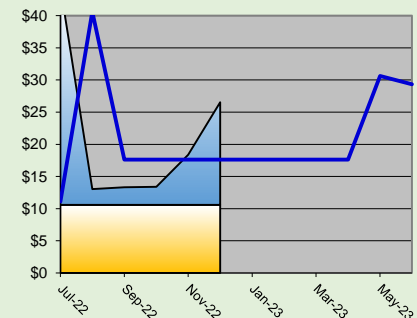
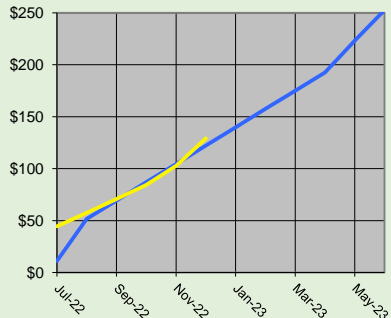


BOARD OF TRUSTEES

Year-To Date Results:

	Budget	Actual	Variance
Comp	64	64	0
O&M	59	66	-7
Total	122	129	-7

Overbudget 6%

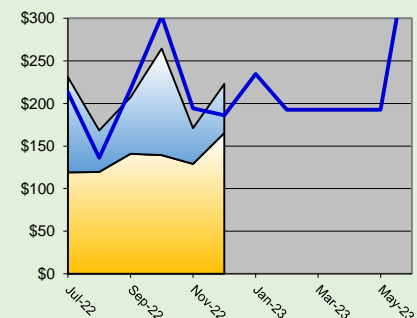
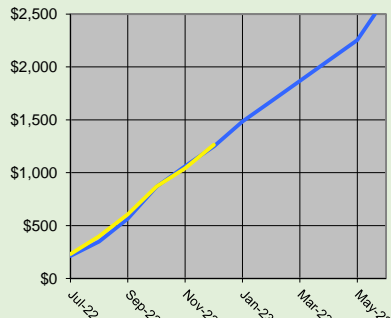


ADMINISTRATION & OTHER

Year-To Date Results:

	Budget	Actual	Variance
Comp	792	813	-22
O&M	458	451	6
Total	1,249	1,265	-16

Overbudget 1%

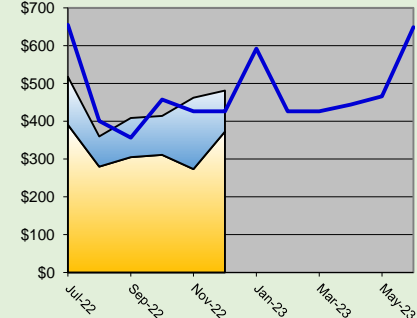
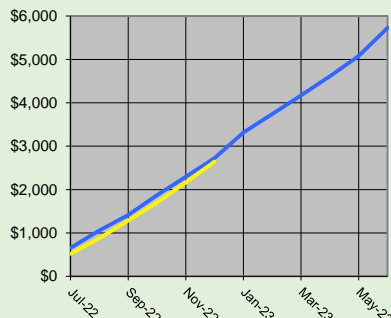


OPERATIONS & MAINTENANCE

Year-To Date Results:

	Budget	Actual	Variance
Comp	2,102	1,934	168
O&M	621	711	-90
Total	2,723	2,645	78

Underbudget 3%



Board Variance Rpt. - Expenditures

December 31, 2022

Year-to-Date Costs (\$000's):

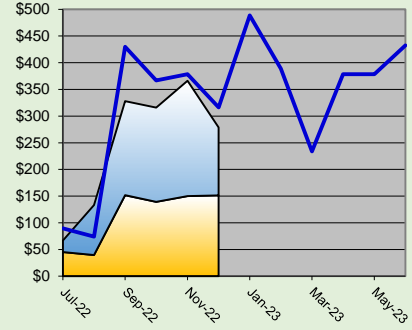
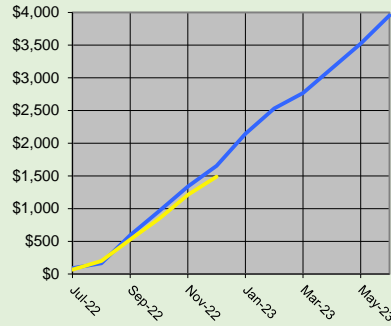
Monthly Costs (\$000's):

TRANSPORTATION

Year-To Date Results:

	Budget	Actual	Variance
Comp	727	677	50
O&M	928	812	117
Total	1,655	1,488	167

Underbudget 10%

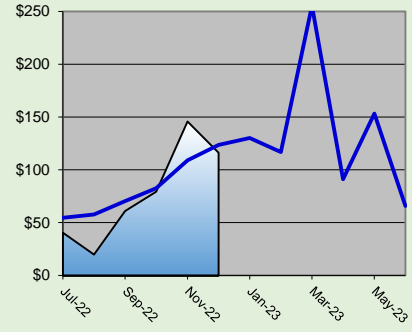
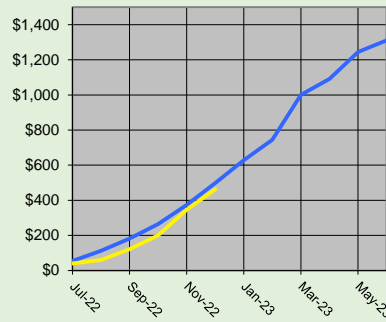


UTILITIES

Year-To Date Results:

	Budget	Actual	Variance
Comp	0	0	0
O&M	498	462	35
Total	498	462	35

Underbudget 7%

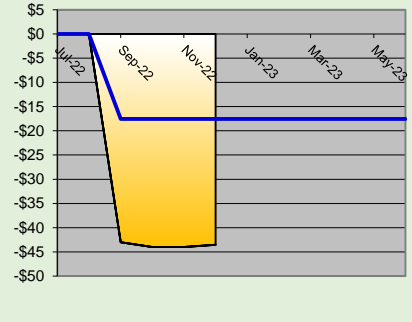
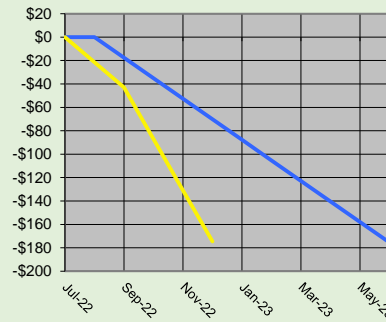


DISTRICT SCHOOL

Year-To Date Results:

	Budget	Actual	Variance
Comp	-70	-175	104
O&M	0	0	0
Total	-70	-175	104

Underbudget 149%

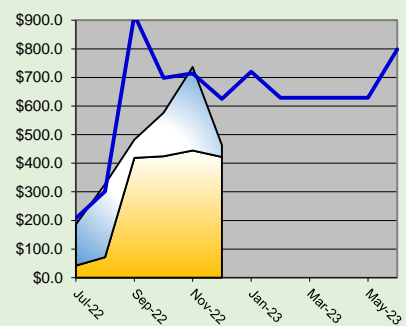
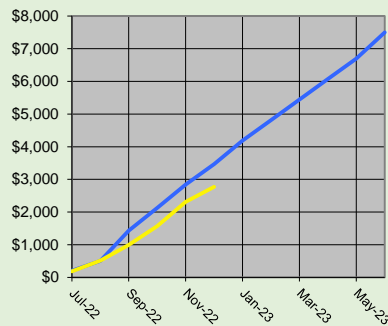


SPECIAL PURPOSE FUNDS

Year-To Date Results:

	Budget	Actual	Variance
Comp	2,259	1,823	436
O&M	1,206	949	257
Total	3,465	2,772	693

Underbudget 20%

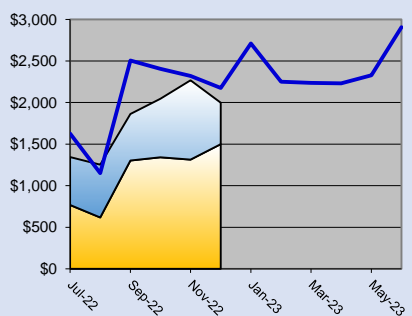
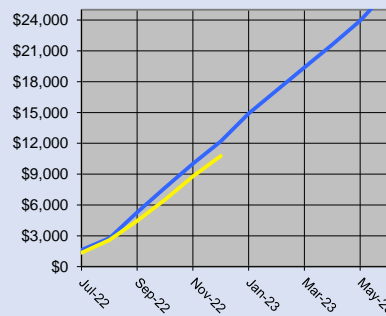


DISTRICT TOTALS - EXPENDITURES

Year-To Date Results:

	Budget	Actual	Variance
Comp	7,776	6,845	931
O&M	4,409	3,928	481
Total	12,185	10,773	1,412

Underbudget 12%



Board Variance Report - Schools

December 31, 2022

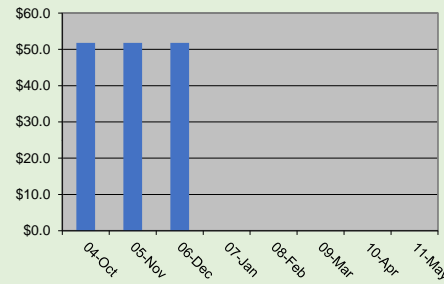
Actual Budget
YTD Surplus (\$000's):

CANALTA (101)

Year-To Date Results:

	Budget	Actual	Variance
Prof.Staff	\$667	\$672	-\$5
Supp.Staff	303	248	55
Disc.Subs	12	12	0
Supp & Serv.	39	37	1
Total	1,021	969	52

Underbudget 5.1%

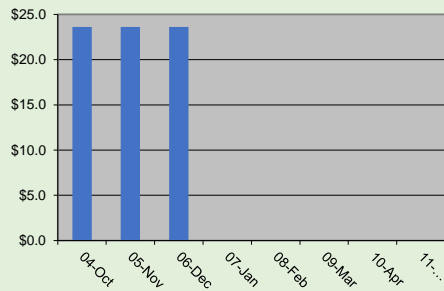


CHETWYND SECONDARY (111)

Year-To Date Results:

	Budget	Actual	Variance
Prof.Staff	\$754	\$747	\$7
Supp.Staff	240	211	29
Disc.Subs	13	11	2
Supp & Serv.	47	62	-15
Total	1,055	1,032	24

Underbudget 2.2%

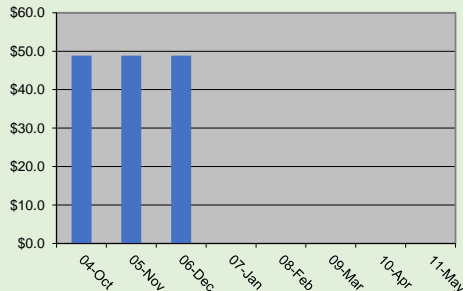


CRESCENT PARK (103)

Year-To Date Results:

	Budget	Actual	Variance
Prof.Staff	\$665	\$656	\$9
Supp.Staff	246	208	38
Disc.Subs	8	9	-2
Supp & Serv.	38	35	3
Total	957	908	49

Underbudget 5.1%

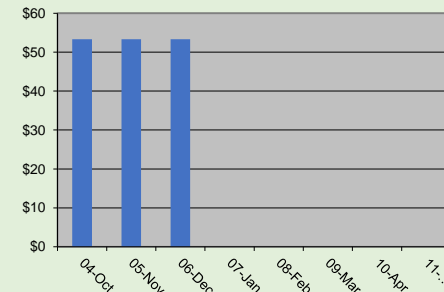


DAWSON CREEK SECONDARY (108)

Year-To Date Results:

	Budget	Actual	Variance
Prof.Staff	\$1,414	\$1,411	\$3
Supp.Staff	424	364	60
Disc.Subs	14	19	-5
Supp & Serv.	140	144	-4
Total	1,992	1,938	53

Underbudget 2.7%



Board Variance Report - Schools

December 31, 2022

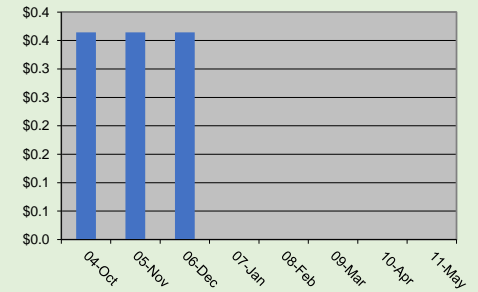
YTD Surplus (\$000's):

DEVEREAUX (114)

Year-To Date Results:

	Budget	Actual	Variance
Prof.Staff	\$245	\$247	-\$3
Supp.Staff	81	77	4
Disc.Subs	3	4	-2
Supp & Serv.	14	13	1
Total	342	341	0

Underbudget 0.1%

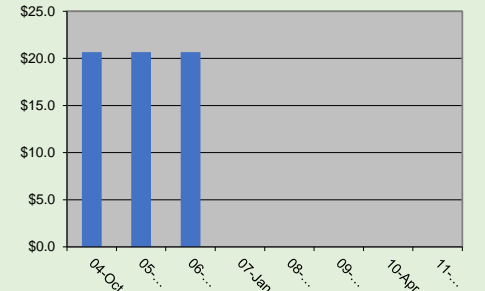


DON TITUS (113)

Year-To Date Results:

	Budget	Actual	Variance
Prof.Staff	\$293	\$302	-\$8
Supp.Staff	138	117	21
Disc.Subs	4	3	1
Supp & Serv.	16	9	7
Total	451	431	21

Underbudget 4.6%

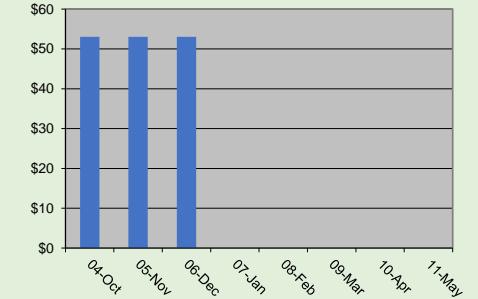


FRANK ROSS (105)

Year-To Date Results:

	Budget	Actual	Variance
Prof.Staff	\$1,243	\$1,245	-\$2
Supp.Staff	274	218	55
Disc.Subs	13	10	3
Supp & Serv.	29	32	-3
Total	1,559	1,506	53

Underbudget 3.4%

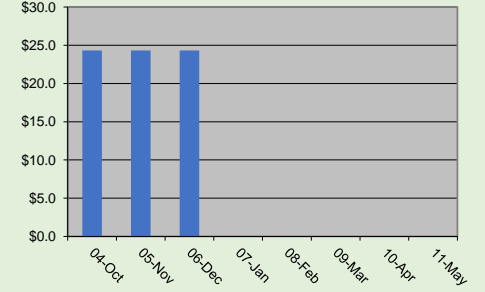


LITTLE PRAIRIE (131)

Year-To Date Results:

	Budget	Actual	Variance
Prof.Staff	\$590	\$595	-\$5
Supp.Staff	126	103	23
Disc.Subs	1	1	1
Supp & Serv.	18	11	6
Total	734	710	24

Underbudget 3.3%



Board Variance Report - Schools

December 31, 2022

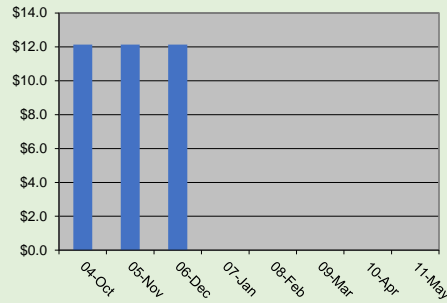
Actual Budget
YTD Surplus (\$000's):

MCLEOD (119)

Year-To Date Results:

	Budget	Actual	Variance
Prof.Staff	\$194	\$194	\$0
Supp.Staff	20	20	0
Disc.Subs	3	1	2
Supp & Serv.	23	12	11
Total	239	227	12

Underbudget 5.1%

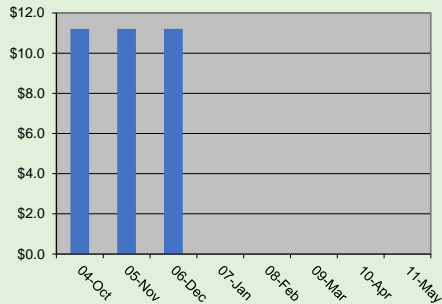


MOBERLY LAKE (118)

Year-To Date Results:

	Budget	Actual	Variance
Prof.Staff	\$140	\$142	-\$2
Supp.Staff	41	33	9
Disc.Subs	1	1	0
Supp & Serv.	10	5	5
Total	192	181	11

Underbudget 5.8%

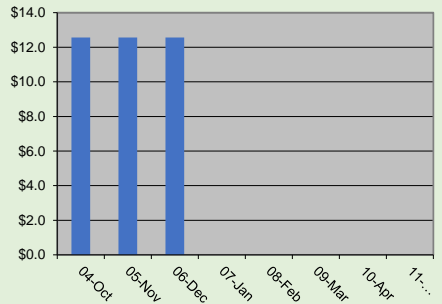


PARKLAND (124)

Year-To Date Results:

	Budget	Actual	Variance
Prof.Staff	\$195	\$195	\$0
Supp.Staff	49	51	-2
Disc.Subs	4	1	3
Supp & Serv.	21	8	12
Total	268	256	13

Underbudget 4.7%

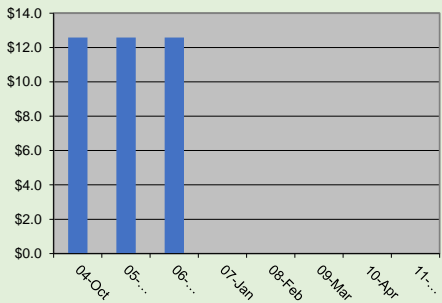


PEACEVIEW (132)

Year-To Date Results:

	Budget	Actual	Variance
Prof.Staff	\$63	\$51	\$13
Supp.Staff	0	0	0
Disc.Subs	1	6	-5
Supp & Serv.	11	6	5
Total	75	62	13

Underbudget 16.8%



Board Variance Report - Schools

December 31, 2022

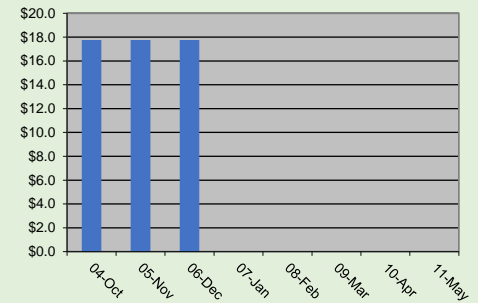
YTD Surplus (\$000's):

POUCE COUPE (110)

Year-To Date Results:

	Budget	Actual	Variance
Prof.Staff	\$357	\$361	-\$4
Supp.Staff	123	99	24
Disc.Subs	3	5	-2
Supp & Serv.	6	6	0
Total	489	472	18

Underbudget 3.6%

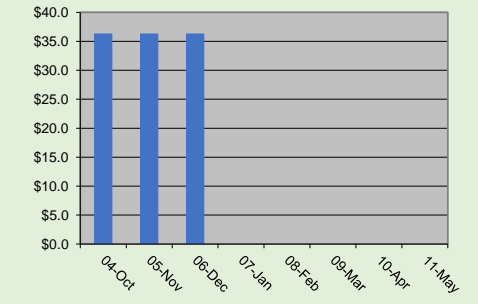


CENTRAL MIDDLE (102)

Year-To Date Results:

	Budget	Actual	Variance
Prof.Staff	\$985	\$997	-\$12
Supp.Staff	250	209	41
Disc.Subs	5	7	-2
Supp & Serv.	63	53	9
Total	1,303	1,266	36

Underbudget 2.8%

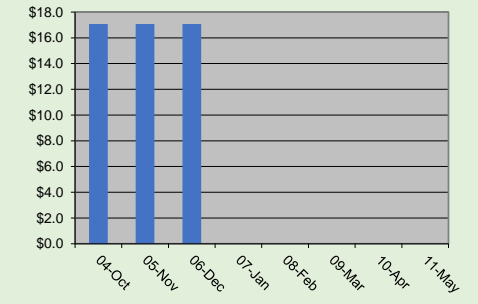


SP DIST LEARNING (138)

Year-To Date Results:

	Budget	Actual	Variance
Prof.Staff	\$196	\$196	-\$1
Supp.Staff	46	30	16
Disc.Subs	0	0	0
Supp & Serv.	18	16	2
Total	259	242	17

Underbudget 6.6%

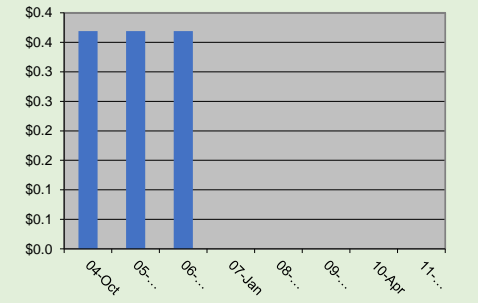


SOUTH PEACE ELEMENTARY (125)

Year-To Date Results:

	Budget	Actual	Variance
Prof.Staff	\$89	\$85	\$4
Supp.Staff	16	16	1
Disc.Subs	1	6	-5
Supp & Serv.	10	9	1
Total	116	116	0

Underbudget 0.3%



Board Variance Report - Schools

December 31, 2022

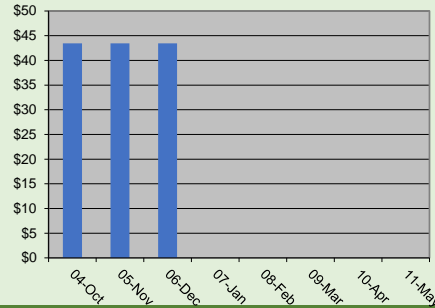
Actual Budget
YTD Surplus (\$000's):

TREMBLAY (109)

Year-To Date Results:

	Budget	Actual	Variance
Prof. Staff	\$453	\$460	-\$7
Supp. Staff	151	111	39
Disc. Subs	8	7	1
Supp & Serv.	35	26	10
Total	647	604	43

Underbudget 6.7%

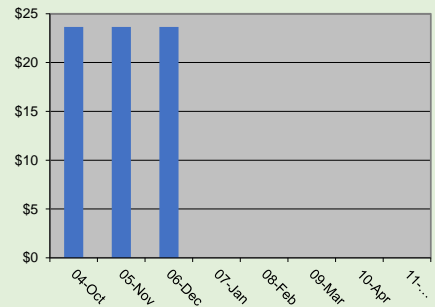


TUMBLER RIDGE ELEMENTARY (129)

Year-To Date Results:

	Budget	Actual	Variance
Prof. Staff	\$541	\$542	-\$1
Supp. Staff	118	109	9
Disc. Subs	4	6	-3
O&M	31	13	18
Total	694	670	24

Underbudget 3.4%



Board Variance Report - Schools

December 31, 2022

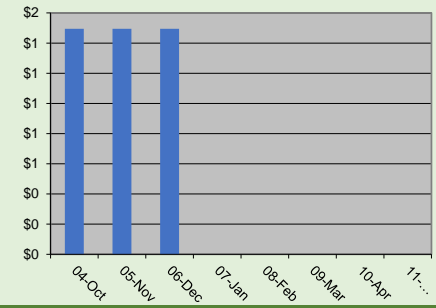
YTD Surplus (\$000's):

TUMBLER RIDGE SECONDARY (127)

Year-To Date Results:

	Budget	Actual	Variance
Prof. Staff	\$479	\$479	-\$1
Supp. Staff	136	122	14
Disc. Subs	8	9	-2
Supp & Serv.	24	34	-10
Total	646	645	1

Underbudget 0.2%

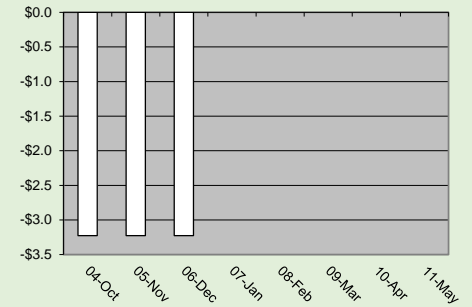


WINDREM (112)

Year-To Date Results:

	Budget	Actual	Variance
Prof. Staff	\$192	\$205	-\$13
Supp. Staff	57	50	7
Disc. Subs	2	2	1
Supp & Serv.	10	7	2
Total	261	264	-3

Overbudget 1.2%

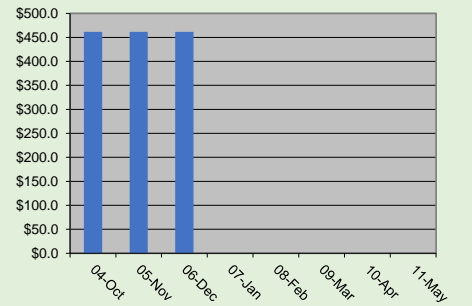


TOTAL ALL SCHOOLS

Year-To Date Results:

	Budget	Actual	Variance
Prof. Staff	\$9,757	\$9,784	-\$27
Supp. Staff	2,839	2,396	443
Disc. Subs	105	120	-15
Supp & Serv.	600	540	61
Total	13,301	12,840	461

Underbudget 3.5%



SCHOOL DISTRICT 59 - PEACE RIVER SOUTH

COMPARISON OF BASE OPERATING GRANT FUNDING

	<u>2018/19</u>	<u>2019/20</u>	<u>2020/21</u>	<u>2021/22</u>	<u>2022/23</u> <u>Preliminary</u>	<u>2022/23</u> <u>Amended</u>	<u>Change</u>	<u>%</u>
Student Base Allocation	\$26,839,149	\$27,434,400	\$27,287,533	\$28,923,186	\$28,694,050	\$29,059,412	\$365,362	1.3%
Supplements:								
Enrolment Decline	0	0	104,071	0	0	0	\$0	
ESL	157,620	149,500	129,200	142,650	142,650	155,330	\$12,680	8.9%
Aboriginal Education	1,435,410	1,666,050	1,716,000	1,856,090	1,799,750	1,863,915	\$64,165	3.5%
Special Education	2,932,400	3,593,800	4,180,200	4,810,360	4,938,040	4,966,900	\$28,860	0.6%
Adult Education	5,870	1,193	0	0	0	0	\$0	
Equity of Opportunity Supplement		0	195,520	222,552	204,955	204,751	(\$204)	-0.1%
Salary Differential	694,819	636,264	456,804	789,699	782,863	372,626	(\$410,237)	-51.9%
Unique Geographic Factors	5,240,725	5,615,047	6,302,954	6,464,887	6,617,259	6,617,259	\$0	0.0%
Transportation	2,545,209	2,687,047	2,698,450	2,806,185	2,838,613	2,838,613	\$0	0.0%
Funding Protection	83,723	0	0	0	0	0	\$0	
Curriculum and Learning Support	69,755	71,535	32,596	32,023	32,619	32,619	\$0	0.0%
Total Funding	\$40,004,680	\$41,854,836	\$43,103,328	\$46,047,632	\$46,050,799	\$46,111,425	\$60,626	0.1%
Student Enrolment	3,645.8	3,685.8	3,622.1	3,688.4	3,655.0	3,701.4	46.4	1.3%
Per Student Funding	\$10,973	\$11,356	\$11,900	\$12,485	\$12,599	\$12,458	(\$142)	-1.1%

SUMMARY:

Enrolment Based Funding	31,370,449	32,844,943	33,508,453	35,954,838	35,779,445	36,250,308	470,863	1.3%
Geographic & Other	6,005,299	6,322,846	6,792,354	7,286,609	7,432,741	7,022,504	-410,237	-5.6%
Transportation	2,545,209	2,687,047	2,698,450	2,806,185	2,838,613	2,838,613	0	0.0%
Enrolment Decline	0	0	104,071	0	0	0	0	
Sub-total	39,920,957	41,854,836	43,103,328	46,047,632	46,050,799	46,111,425	60,626	0.1%
Funding Protection	83,723	0	0	0	0	0	0	
TOTAL FUNDING	\$40,004,680	\$41,854,836	\$43,103,328	\$46,047,632	\$46,050,799	\$46,111,425	\$60,626	0.1%



School District No.59 (Peace River South)

January 7, 2023

School District #59 Trustees

RE: ChildCareBC New Spaces Fund

The district is in the final stages of completing an application for the ChildCareBC New Spaces Fund.

We are aiming for a modular constructed building given the shortened time frame on completion as compared to stick-build construction. Projects with a cost of less than or equal to \$40,000 per space are being prioritized, however given the high construction multiplier in our area of 2.445 the district will be unable to achieve a budget of less than \$40,000 per space.

For this application the district is considering child care spaces for Tumbler Ridge Elementary and/or Tremblay Elementary. Our preliminary application is for twelve Under 36 Months spaces and twenty-five 30 Months to School Age spaces.

One of the mandatory documents required for the application is evidence of a financial commitment to the project if the total project cost includes ineligible project costs. Given my review of the ineligible project costs list I am not anticipating this to be a large financial burden for the district as they are estimated to be under \$20,000 per site. I am requesting a board motion to commit to covering any ineligible project costs with regards to the ChildCareBC New Spaces Fund application.

Melissa Panoulis
Secretary Treasurer

6.2 Ineligible Project Costs

Ineligible project costs include (but are not limited to) the following:

- Any costs or expenses (excluding consulting services) incurred prior to entering a Funding Agreement¹⁶
- Non-capital items, such as toys, consumables (e.g., food, art supplies, etc.), books, games, and small appliances
- Mortgage, rent or lease payments
- Insurance
- New or updated software/technology
- Video surveillance equipment
- Housewares (e.g., pots/pans, dishes, flatware, brooms, garbage cans, diaper disposal units, etc.)
- Indoor play structures (e.g., climbers, tunnels, mats, cushions, etc.)
- Legal costs
- Grant writing
- Community engagement/consultation activities
- Operating planning, curriculum development and instructional planning
- Training activities (e.g., Food Safe, First Aid, etc.)
- Project-related costs or fees payable to the eligible applicant (or the applicant's directors or officers) and/or fees payable to a third party not at arm's length from the project or applicant (or the applicant's directors or officers) for products or services (see [Appendix C](#) for definitions)
- Ongoing costs for existing staff salaries and benefits
- Costs related to attending conferences and trade shows
- Costs associated with directly meeting and/or lobbying of any level of government
- Coordinating/hosting conferences or events
- Vehicles (other than vehicles used solely for transporting children in connection with providing child care for the Child Care Facility)
- Remuneration and travel of elected officials
- Meals and project travel expenses
- Academic research
- Financing costs and interest charges
- Costs related to the purchasing of real estate, buildings, and/or commercial space (with the exception of modular buildings)

¹⁶ Consulting services incurred up to 12 months prior to signing the Funding Agreement may be eligible. These services must not exceed 15% of the overall project costs.



School District No.59 (Peace River South)

January 7, 2023

School District #59 Trustees

RE: Portable Update

In June 2022 the board approved the capital purchase of two portables, one each for Canalta Elementary and Crescent Park Elementary. The pilings were installed the first week of November and the portables were placed onsite on November 9th.

The district encountered delays in obtaining permits from the City of Dawson Creek given a change in in classification of the buildings. The change in classification required architect approval of the buildings which delayed the timelines as well as increased the cost. The change in classification was not communicated to the district when the installation of refurbished portables was discussed with the City of Dawson Creek in June 2022.

The district received the occupancy permit for the Canalta portable on January 5, 2023, and the class was moved into the portable on January 6, 2023. The district is aiming to have students occupy the Crescent Park portable by the end of January 2023.



The original approval from the board was granted at a total cost of \$600,000 for both portables. The district was able to secure refurbished portables, this allowed for a shorter delivery time and reduced cost. The original estimate for the refurbished portables was \$299,300 and a further \$100,000 (\$50,000 per portable) was estimated to be incurred by the district to cover pilings, skirting, installation, services hook-ups and stairs.

The actual cost for the two refurbished portables was \$304,718 and the district has currently incurred \$131,660 in additional costs; the increase is mainly due to the architect fees and the requirement (by the architect) to install ramps for the portables as opposed to stairs. Expenses are still being incurred; therefore, an updated total budget for the two portables is \$500,000 which is still within the original board approved total cost allowance.

Melissa Panoulis
Secretary Treasurer



School District No.59 (Peace River South)

DATE: January 18, 2023

CHAIR: Roxanne Gulick

Policy for Discussion:

Policy for Circulation:

- Policy 4115 – Function of School Libraries (note name change)

Policy for Adoption:

Policy for Further Review:

Policy for Repeal:

- Policy 3110 – Responsibilities of School Personnel

Regulations for Board Information:

4115 Function of School Libraries (note: name change)

Policy 4115 STATUS: **For Review**

FUNCTION OF SCHOOL LIBRARIES

Board Approved and Codified: October 11, 1988

Last Revised: June 19, 2013

Description:

It is the desire of the Board of Education that all students in School District No. 59 (Peace River South) shall acquire the necessary information skills to prepare them for today's information age. School libraries, in partnership with classroom teachers, will provide developmental, curriculum-integrated, resource-based, learning opportunities for students.

3110 Responsibilities of School Personnel

Policy 3110

STATUS: **for REPEAL**

RESPONSIBILITIES OF SCHOOL PERSONNEL

Board Approved and Codified: January 20, 1986

Last Revised: June 19, 2013

Description:

The Board of Education feels what is communicated by the school system and about individual schools or operations, by written communication, telephone, or in direct personal contact, is an extremely important factor in establishing and maintaining a positive image of the public school system.

Written materials that leave any school must be well written and neat. Professional educators should keep in mind that their “audience” is lay people. Make points succinctly and clearly with a minimum use of jargon.

The image conveyed by any professional educator could be the lasting perception of the school system reflected in a citizen's enduring opinion. Positive relationships both inside and outside the school community are beneficial for the school system and for each member thereof.

The attitude of school bus drivers, custodians, maintenance personnel, clerks and secretaries is important in maintaining the public confidence. It is important for the public to know that all employees in the school district are seeking positive community relations.

Secretaries are often the first face to represent the school district to new parents. A pleasing personality, professional appearance, patience, understanding, and confidence ensure improved relations with the public.