



## **COVID-19 PRECAUTIONS FOR PUBLIC BOARD MEETING**

The Board of Education of SD59 (PRS) will be holding their Public Board Meeting on Wednesday, February 17, 2021 in Dawson Creek, BC at the School District Board Office (11600-7<sup>th</sup> Street) starting at 1:00 pm.

**At this time, no in-person public attendance will be allowed.** Anyone wishing to attend the public board meeting may do so via zoom. Individuals must pre-register by noon (12 pm) on Tuesday, February 16, 2021 to receive the zoom link.

Please contact Richell Schwartz to register for the meeting:

Phone: 250-782-8571, ext. 217

Email: [rschwartz@sd59.bc.ca](mailto:rschwartz@sd59.bc.ca)



# School District No.59 (Peace River South)

---

## Open Board Meeting Agenda

**Date:** February 17, 2021 1:00 PM

**Place:** District School Board Office – Dawson Creek, BC

“We acknowledge that we share this territory with the people of Treaty 8”

### APPROVAL OF AGENDA

1. **ITEMS FOR ADOPTION**
  - R1.1 – Regular Board Meeting Minutes – January 20, 2021
  - R1.2 – Excerpts Closed Meeting – January 20, 2021
2. **BUSINESS ARISING**
3. **ESSENTIAL ITEMS**
4. **OTHER PRESENTATIONS**
5. **REPORTS FROM THE SUPERINTENDENT OF SCHOOLS**
  - R5.1 – School/Student News
  - R5.2 – Student Discipline Report
  - R5.3 – COVID-19 Update
  - R5.4 – FSA Update
  - R5.5 – Completion Rates and Other Data
  - R5.6 – 2021-22 School Calendar (DRAFT)
6. **REPORTS FROM THE SECRETARY-TREASURER**
  - R6.1 – Finance Reports
  - R6.2 - Amended Operating Budget/Bylaw
  - R6.3 – 2021-22 Enrollment Projections
  - R6.4 - Disposal of Property Bylaw – 3<sup>rd</sup> reading (PNG Regulation Station)
  - R6.5 – Distributed Learning Enrollment
  - R6.6 – Chetwynd Transportation
7. **TRUSTEE ITEMS**
  - R7.1 – BCSTA Update – T. Jones
  - R7.2 – Letter from Dawson Creek City Council – C. Hillton
8. **COMMITTEE REPORTS**
  - R8.1 Policy Committee
    - R8.1.1 Policies for Circulation:
      - Policy 5190: Use of School District Facilities
      - Policy 5195: Child Care in School District Facilities
    - R8.1.2 Polices for Repeal:
      - Policy 4255: Daily Physical Activity
9. **DIARY**
10. **QUESTION PERIOD**

*Questions or comments must relate to items in this meeting's agenda.*
11. **FUTURE BUSINESS / EVENTS**
  - 11.1 Open Board Meeting – March 10, 2021 – Board Office



# School District No.59 (Peace River South)

---

## BOARD OF EDUCATION OF SCHOOL DISTRICT NO.59

11600 – 7<sup>TH</sup> Street, Dawson Creek, BC V1G 4R8

### Open Session Minutes

DATE & TIME: January 20, 2021 – 1:00 PM

PLACE: School District Board Office – Dawson Creek, BC

PRESENT: Trustees:  
C. Anderson (Chair)  
C. Hillton (Vice-Chair)  
T. Ziemer *via zoom*  
R. Gulick  
T. Jones  
B. Borton *via zoom*  
J. Lalonde *via zoom*

C. Fennell, Superintendent  
M. Readman, Assistant Superintendent  
M. Panoulis, Secretary-Treasurer  
R. Schwartz, Recording Secretary

Called to Order – 1:02 PM

The Board Chair acknowledged that we share this territory with the people of Treaty 8.

#### APPROVAL OF AGENDA

Additions:

Deletions:

(2021-01-005)  
MOVED/SECONDED – Ziemer/Lalonde  
THAT, the Regular Meeting agenda be approved as printed.  
CARRIED UNANIMOUSLY

#### 1.0 ITEMS FOR ADOPTION

##### R1.1 Regular Board Meeting Minutes – December 16, 2020

The Chair asked for any corrections to the minutes.

(2021-01-006)

The Chair declared the minutes of the open meeting December 16, 2020 approved as presented.

R1.3 Excerpts of Closed Board Meeting – December 16, 2020

(2021-01-007)

The Chair declared the excerpts of the closed board meeting December 16, 2020 approved as presented.

2.0 BUSINESS ARISING

3.0 ESSENTIAL ITEMS

4.0 PRESENTATIONS

5.0 REPORTS FROM THE SUPERINTENDENT OF SCHOOLS

R5.1 School/Student News

The Superintendent reported school/student news:

- Little Prairie Intermediate Class made themed calendars they are selling as a fund-raising project. The calendar theme was “Wisdom of 2021” and used animals to share words of wisdom for each month.
- Little Prairie students were also diving into the Applied Design and Technology Skills curriculum and created an egg drop challenge. Little Prairie also continues the Literacy Blitz and is excited for their innovation fair in conjunction with the traditional science fair.
- TRSS had 17 students participate in the Avalanche Companion Rescue Course.
- Windrem Elementary has been focusing on the Joyful Literacy Framework. The K/1/2 class has already moved up 60 reading levels collectively.
- DCSS-SP Campus students designed and constructed popsicle bridges - the winning bridge sustained 45 lbs!
- The District has launched Wellness Wednesday for staff across the district. These sessions will be focusing on health and wellness.

R5.2 Student Discipline Report

The student discipline summary report for the month of December 2020 was presented. A total of 24 suspensions were reported for December. Following is a breakdown of the main offences:

- Safety of Others     14
- Bullying                 3

R5.3 Leadership Academy

The Leadership Academy was developed as part of Goal 2 of the Sustainable Use of our Resources priority in the 2020-2024 Strategic Plan. The intention is to build leadership capacity within the district, focusing on developing knowledge, skills and strategies to support the growth of educational leaders. The program is comprised of 15 sessions, beginning February 9, 2021 and continuing through to June 2022.

R5.4 Ministry of Education Child Care Initiative

Legislation in the School Act was amended in March 2020 to support child care through the Ministry of Education. The Policy Committee is reviewing the current policy that references supporting child care services and will be developing a policy specific to child care in response to the new legislation and Ministerial Order M326 (Child Care Order) issued on August 31, 2020.

The district currently has one outside agency providing after school care. Any child care services will be dependant on space availability and shall not disrupt or interfere with educational activities.

6.0 REPORTS FROM THE SECRETARY TREASURER

R6.1 Finance Reports

The Secretary Treasurer presented Finance Reports as of December 31, 2020.

R6.2 Amended Operating Grant

The Secretary Treasurer reviewed the amended operating grant funding which was announced on December 18<sup>th</sup>, 2020. The Amended Operating Grant decreased by \$400,507 (0.9%). The student base allocation decreased \$500,000 due to the decrease in enrolment of 66 FTE as compared to the preliminary budget. The decrease of the 66 FTE represents a 1.76% decrease in enrolment and therefore the district was eligible for Enrolment Decline funding of \$104,000. Additional funding of \$207,000 was received to support the additional 14 students claimed in Levels 1/2/3 and the district saw a drop in Salary Differential funding of \$180,000 due to an increased drop below the provincial average teachers' salary.

R6.3 Capital Expenditure Plan Update

The Secretary Treasurer reported on the updated list of capital items to be approved in the Amended Budget which will be presented in February.

R6.4 Disposal of Property Bylaw (PNG Regulation Station)

The Board of Education announced their intent to dispose of property and read the first two readings of Bylaw 2021-01 to grant a portion of land located on the Pouce Coupe School property which houses a regulation station.

Melissa Panoulis, Secretary-Treasurer, will accept public feedback up to February 10, 2021.

The Board read the first two readings of the Disposal of Real Property Bylaw No. 2021-01 – (Regulation Station on Pouce Coupe School Property):

(2021-01-008)

MOVED/SECONDED – Hillton/Lalonde

WHEREAS, the Board of Education of School District No. 59 (Peace River South) hereby authorizes the granting of a portion (70.7 m<sup>2</sup>) of the property for a regulation station on the property known as Pouce Coupe Elementary School. The portion of the premises is legally described as, Plan EPP105021, reference plan for meter site over part of Parcel B (Plan B6588) of the Northeast ¼ of Sec 32, TP 77, Range 14, W6M Peace River Land District;

And that Disposal of Real Property By-Law No. 2021-01 is read a first time.

CARRIED UNANIMOUSLY

(2021-01-009)

MOVED/SECONDED – Ziemer/Borton

WHEREAS, the Board of Education of School District No. 59 (Peace River South) hereby authorizes the granting of a portion (70.7 m<sup>2</sup>) of the property for a regulation station on the property known as Pouce Coupe Elementary School. The portion of the premises is legally described as, Plan EPP105021, reference plan for meter site over part of Parcel B (Plan B6588) of the Northeast ¼ of Sec 32, TP 77, Range 14, W6M Peace River Land District;

And that Disposal of Real Property By-Law No. 2021-01 is read a second time.

CARRIED UNANIMOUSLY

The final reading and approval of the bylaw will be presented in the regular meeting scheduled on February 17, 2021.

R6.4 Reserve Funding Allocation (2020-2024 Operational Plan Initiatives)

Senior Administration completed the funding allocation for the 2020-2024 Operational Plan. The board initially approved \$150,000 which was set aside in the Preliminary Budget Internally Restricted Operating Surplus to support the Operational Plan; however, Senior Administration is asking to increase the funding allocation to \$485,000. The Secretary Treasurer presented a summary of Reserve Funding prior to the board considering the request for additional funding.

(2021-01-010)

MOVED/SECONDED – Gulick/Lalonde

THAT, the Board approve to increase the funding allocation to Internally Restricted Operating Reserves to support the 2020-2024 Operational Plan initiatives to \$485,000.

CARRIED UNANIMOUSLY

R6.6 Distributed Learning Enrollment

An update on the Distributed Learning Enrollment was presented. The current enrollment total is 175 students; some of the enrollment increase is due to high school program options and personal choice not related to COVID pandemic.

R6.7 Pouce Coupe Expansion Project Update

Final approval for the Pouce Coupe Expansion Project from the Treasury Board and the Ministry of Education has not yet been determined. The Board continues support this project and is expecting a final decision to be made by the end of February 2021. The planned expansion includes two classrooms, an additional washroom and an office space. Project plans will be presented once final approval has been obtained.

7.0 TRUSTEE ITEMS

R7.1 BCSTA Update – T. Jones

Trustee Jones presented the latest news and events from the BCSTA. The Northern Interior Branch Meeting will be held virtually on January 30<sup>th</sup>, 2021. The Provincial Council meeting will also be held virtually on February 20<sup>th</sup>, 2021.

R7.2 Bus Safety - Chetwynd – C. Hillton

Trustee Hillton reported concerns regarding vehicles barely stopping or passing buses in an unsafe manner in the Chetwynd area. The board discussed the camera requirements of the contract; however, it is uncertain that the camera would be useful to report motorists not operating safely around buses as it wasn't specific to have a camera placed on the outside of the bus.

Bus Drivers are encouraged to report any motorists that are not operating in a safe manner.

The board encouraged district staff to seek out the cost to have the same 5 camera system for Standard Buses as the School District owned buses have.

8.0 COMMITTEE REPORTS

9.0 DIARY

10.0 NOTICE OF MOTION

11.0 QUESTION PERIOD

A question and answer period was provided.

12.0 FUTURE BUSINESS

R12.1 - Regular Board Meeting – February 17, 2021

ADJOURNMENT

(2021-01-011)

MOVED – Jones

THAT, the Regular Meeting be terminated. (2:54 PM)

CARRIED UNANIMOUSLY

CERTIFIED CORRECT:

---

(C. Anderson) Board Chair

---

(M. Panoulis) Secretary Treasurer



## School District No.59 (Peace River South)

---

**MEETING:** Closed Board Meeting  
**DATE:** January 20, 2021 11:00 AM  
**PLACE:** School Board Office – Dawson Creek

The meeting was called to order and the following was reported.

### Items for Adoption

- Approval of Agenda
- Closed Meeting Minutes – December 16, 2020

### Business Arising

#### Trustee Items

Items discussed and reported included:

- BCPSEA Update
- Board Chair Meeting

#### Superintendent's Reports

Items discussed and reported included:

- Personnel Matters

#### Secretary Treasurer's Reports

- Pouce Coupe Expansion Project

### Adjournment Motion

CERTIFIED CORRECT:

\_\_\_\_\_  
C. Anderson, Board Chair

\_\_\_\_\_  
M. Panoulas, Secretary Treasurer





# School District No.59 (Peace River South)

---

February 10, 2021

**SD59 Peace River South  
January 2021  
Student Discipline Report**

January Suspensions:		
	Bullying	4
	Controlled Substance	2
	Fighting	7
	Instigating	7
	Non-Compliance	4
	Profanity	2
	Safety of Others	17
	Smoking	3
<b>Total</b>		<b>46</b>

Submitted by:

Mike Readman  
Assistant Superintendent





**School District 59 Discipline Report  
for January, 2021.**

2/10/2021

**Legend**

	Bullying	<-----	suspension category
suspensions this month	2	6	<----- suspension days this month
suspensions this year	5	12	<----- suspension days this year

**School and Month**

Chetwynd Secondary		Bullying		Drugs/ Alcohol		Fighting		Indecent Behav		Indefinite		Instigat- ing		Non-com- pliance		Profanity		Safety of Others		Tobacco		Theft		Truancv		Vandal- ism		Weapons		Total	
January	2021	2	2	1	3	1	3	0	0	0	0	0	0	0	0	1	1	1	1	1	3	0	0	0	0	0	0	0	7	13	
Totals To Date		2	2	2	6	1	3	0	0	0	0	0	0	0	0	1	1	2	2	1	3	5	5	0	0	0	0	0	14	22	

DCSS-Central Campus		Bullying		Drugs/ Alcohol		Fighting		Indecent Behav		Indefinite		Instigat- ing		Non-com- pliance		Profanity		Safety of Others		Tobacco		Theft		Truancv		Vandal- ism		Weapons		Total	
January	2021	0	0	0	0	4	16	0	0	0	0	7	10	4	5	0	0	0	0	2	5	0	0	0	0	0	0	0	17	36	
Totals To Date		3	7	1	3	6	22	0	0	0	0	9	14	21	37	6	13	21	37	6	12	1	2	4	4	4	13	0	0	82	164

DCSS-South Peace Campus		Bullying		Drugs/ Alcohol		Fighting		Indecent Behav		Indefinite		Instigat- ing		Non-com- pliance		Profanity		Safety of Others		Tobacco		Theft		Truancv		Vandal- ism		Weapons		Total	
January	2021	0	0	1	5	2	10	0	0	0	0	0	0	0	0	0	0	1	5	0	0	0	0	0	0	0	0	0	4	20	
Totals To Date		0	0	2	9	4	20	0	0	0	0	0	0	2	8	0	0	2	7	3	9	0	0	0	0	0	0	0	13	53	

Tumbler Ridge Secondary		Bullying		Drugs/ Alcohol		Fighting		Indecent Behav		Indefinite		Instigat- ing		Non-com- pliance		Profanity		Safety of Others		Tobacco		Theft		Truancv		Vandal- ism		Weapons		Total	
January	2021	0	0	0	0	0	0	0	0	0	0	0	0	0	0	0	0	4	8	0	0	0	0	0	0	0	0	0	4	8	
Totals To Date		0	0	3	9	2	2	0	0	0	0	0	0	0	0	0	0	8	12	0	0	0	0	0	0	0	0	1	3	14	26

Group Sub Total		Bullying		Drugs/ Alcohol		Fighting		Indecent Behav		Indefinite		Instigat- ing		Non-com- pliance		Profanity		Safety of Others		Tobacco		Theft		Truancv		Vandal- ism		Weapons		Total	
January	2021	2	2	2	8	7	29	0	0	0	0	7	10	4	5	1	1	6	14	3	8	0	0	0	0	0	0	0	32	77	
FTEs	Totals To Date	5	9	8	27	13	47	0	0	0	0	9	14	23	45	7	14	33	58	10	24	6	7	4	4	4	13	1	3	123	265

ALL SCHOOLS SUMMARY		Bullying		Drugs/ Alcohol		Fighting		Indecent Behav		Indefinite		Instigat- ing		Non-com- pliance		Profanity		Safety of Others		Tobacco		Theft		Truancv		Vandal- ism		Weapons		Total	
January	2021	4	6	2	8	7	29	0	0	0	0	7	10	4	5	2	2	17	32	3	8	0	0	0	0	0	0	0	46	100	
FTEs	Totals To Date	9	19	8	27	15	49	0	0	0	0	9	14	27	49	8	15	79	131	10	24	7	6	4	4	5	14	1	3	181	356



## School District No.59 (Peace River South)

---

February 11, 2021

To: The Board of Education of SD59

**RE: COVID-19 Update**

***On February 4, 2021, the province announced the following:***

Enhanced safety measures and \$121.2 million in federal funding, as the Province continues to strengthen health and safety plans in K-12 schools to keep students, teachers and staff safe during the pandemic.

All middle and secondary students and K-12 staff will now be required to wear non-medical masks in all indoor areas, including when they are with their learning groups. The only exceptions are when:

- sitting or standing at their seat or workstation in a classroom;
- there is a barrier in place; or
- they are eating or drinking.

Prior to these changes, masks were required for middle and secondary students and all K-12 staff in high-traffic areas, like hallways and outside of classrooms or learning groups when they could not safely distance from others.

For elementary students, wearing masks indoors remain a personal choice. These updates are part of ongoing work of the provincial education steering committee and are in alignment with provincial health updates. Updated guidelines for the child care sector will be made available in the coming week.

“To make sure schools continue to be as safe as possible for students and staff as the pandemic evolves, we have worked with provincial health and our partners on a continuous review of the guidelines, adapting and responding when needed,” said Jennifer Whiteside, Minister of Education. “We want students, their families and staff to feel confident with the safety measures in place. That’s why we’re making these updates.”

Guidelines have also been strengthened for physical education and music classes. High-intensity physical activities are to be held outside as much as possible. Shared equipment or items, such as weight machines, treadmills or musical instruments, can be used only if they are cleaned between use, according to strict school sanitization guidelines. Students using equipment or playing instruments should also be spaced at least two metres apart and masks are to be used when singing.

Since September 2020, more than \$5.7 million of the K-12 Education Restart Plan for school districts has been used to purchase 3.9 million masks for students and staff.

“Educators, administrators and staff have done a great job of adapting our schools to make them safe and ensure important in-class learning continues,” said Dr. Bonnie Henry, B.C.’s provincial

health officer. “Since the start of the school year, we have paid close attention to our schools and learned much, including the importance of having robust safety plans and using the layers of protection. Masks are one important layer, and these updated guidelines will strengthen how and where they should be used to protect everyone.”

To support B.C.’s COVID-19 response for K-12 education, the federal government announced \$242.4 million in one-time funding for the 2020-21 school year, with the first half of the investment allocated in September. The second instalment of this funding arrived on Jan. 29, 2021. The Ministry of Education is allocating \$101.1 million to school districts and \$7.5 million to independent schools, and is providing school districts an additional \$3.5 million to manage COVID-19 exposures in schools.

To support Indigenous learners, \$8.2 million will go towards addressing learning loss and student health, technology for remote learning, education and mental health support, adapting classroom spaces and enhanced cleaning.

There will also be \$900,000 allocated for six regional rapid response teams, one for each health authority and one dedicated to support independent schools, with representatives from both school and provincial health staff. These teams, announced by the provincial health officer, will continue to improve the speed of school exposure investigations, so health authorities can inform school districts and families more quickly.

Rapid response teams will conduct physical or virtual site inspections to ensure K-12 COVID-19 health and safety guidelines are being followed consistently. If there has been a significant exposure event or an in-school transmission, rapid response teams will be deployed to conduct a review and make recommendations, if needed.

School principals and vice-principals at each public and independent school are being provided with updated COVID-19 health and safety checklists to ensure they consistently follow provincial guidelines. Additionally, families in their local communities are reminded of the personal measures they can take to help keep schools safe.

School districts and independent school authorities will be required to confirm every school has completed the checklist and safety plans have been updated to reflect the updated guidelines by Feb. 26, 2021. All schools will also post updated plans publicly.

One of the most important factors to keeping schools safe is a daily screening for any COVID-19 symptoms, which is why daily health checks continue to be required. To support daily screening, a new K-12 health-checker app has been developed for students and their families and can be found at: <https://www.k12dailycheck.gov.bc.ca>

The app will allow people to answer simple questions every day. It will inform them if they can attend school or if they need to self-isolate and contact 811 to be screened for COVID-19.

Christy Fennell  
Superintendent



## School District No.59 (Peace River South)

---

February 11, 2021

To: The Board of Education of SD59

**Re: FSA Update**

The Foundational Skills Assessment (FSA) is an annual province-wide assessment of all B.C. students' academic skills in grades 4 and 7. The assessment consists of an on-line component and written response. It provides parents, teachers, schools, school districts and the Ministry of Education with important information on how well students are progressing in the foundational skills of Reading, Writing and Numeracy. The original dates for administering the assessments were postponed and the assessments will now be conducted from February 15<sup>th</sup> to March 12, 2021. The scoring and score entry deadline has also been moved to April 9<sup>th</sup>, 2021.

Christy Fennell  
Superintendent



## School District No.59 (Peace River South)

---

February 11, 2021

To: The Board of Education of SD59

### **RE: Completion Rates and Other Data**

The provincial graduation rates were finally released. We look at 6-year graduation rates to see how we are doing as a district. For the 2019-2020 school year, our overall graduation rate in SD 59 was 85%. Our graduation rate for Indigenous students was 79%, which is our highest rate ever.

The Ministry of Education's vision for student success focuses on developing the "Educated Citizen" through supporting each student's intellectual, human and social, and career development. The Ministry highlights provincially collected information in the following categories: Demographics, Completion Rates, FSA's, Grade-to-Grade Transitions, Characteristics of Students Entering School, Student Satisfaction, Post-Secondary and Career Preparation, Transition to BC Post-Secondary, and the "How are We Doing?" report. The link below takes you to a collection of data for our district.

All this information allows us to look at our data and see what story it is telling us. We can then determine next steps and focus on areas for improvement.

<https://studentsuccess.gov.bc.ca>

Christy Fennell  
Superintendent





## School District No.59 (Peace River South)

---

February 12, 2021

To: Board of Education of SD59

From: Jan Proulx, Director of Instruction

Agenda Item: 2021-22 School Calendar

The proposed calendar was developed in accordance with the requirements of the School Act and in consultation with Peace River South Teachers' Association. The calendar reflects the current collective agreement language around the start, end and break times with special approval for the two-week spring break.

The school calendar regulation requires that a board must make publicly available a school calendar that it proposes to submit to the minister. The consultation period allows for the public to provide input on the school calendar before it is adopted by the Board of Education and submitted to the Ministry of Education by March 31<sup>st</sup>.

Written feedback must be sent to Jan Proulx at [japroulx@sd59.bc.ca](mailto:japroulx@sd59.bc.ca) before March 5<sup>th</sup> to be considered.

Jan Proulx  
Director of Instruction

## SD59 School Calendar 2021/2022

Tuesday, September 7	Non-Instructional Day: Curriculum Implementation Day
Wednesday, September 8	First Day for Students (late arrival, early dismissal)
Monday, October 11	Thanksgiving Day
Friday, October 22	Non-Instructional Day (Provincial/District)
Thursday, November 11	Remembrance Day
Wed & Thurs., Nov 17 & 18	Early Dismissal (1h) for Parent Interviews
Friday, November 26	Non-Instructional Day (School)
December 20 to December 31	Winter Vacation
Monday, January 3	New Year's Day Stat
Tuesday, January 4	Schools Reopen
Monday, January 31	Non-Instructional Day (School)
Monday, February 21	Family Day
Monday, February 28	Non-Instructional Day (District)
Wed & Thur., March 2 & 3	Early Dismissal (1h) for Parent Interviews
March 21 to April 1	Spring Vacation
Monday, April 4	Schools Reopen
Fri. April 15 & Mon. April 18	Good Friday, Easter Monday
Monday, May 23	Victoria Day
Friday, June 10	Non-Instructional Day (School)
Wednesday, June 29	Last Day of Attendance for Students
Thursday, June 30	Non-Instructional Day: Year End Administrative Day

Elementary - required hours of instruction 878 minimum required 4 hours 55 minutes per day

Secondary - required hours of instruction 952 minimum required 5 hours 20 minutes per day

### Elementary Terms

- Term 1 Sept. 8 to Dec. 3 (59 contact days)
- Term 2 Dec. 6 to Mar. 18 (61 contact days)
- Term 3 April 4 to Jun. 29 (59 contact days)

### Secondary Semesters

- Semester 1 Sept. 8 to Jan. 29 (88 contact days)
- Semester 2 Feb. 1 to June 29 (91 contact days)

**SD59 CALENDAR FOR 2021/2022 DRAFT**

July-21						
Sunday	Monday	Tuesday	Wednesday	Thursday	Friday	Saturday
				1 Canada Day STAT	2 Break	3
4	5 Break	6 Break	7 Break	8 Break	9 Break	10
11	12 Break	13 Break	14 Break	15 Break	16 Break	17
18	19 Break	20 Break	21 Break	22 Break	23 Break	24
25	26 Break	27 Break	28 Break	29 Break	30 Break	31

August-21						
Sunday	Monday	Tuesday	Wednesday	Thursday	Friday	Saturday
1	2 BC Day STAT	3	4	5	6	7
8	9 Break	10 Break	11 Break	12 Break	13 Break	14
15	16 Break	17 Break	18 Break	19 Break	20 Break	21
22	23 Break	24 Break	25 Break	26 Break	27 Break	28
29	30 Break	31 Break				

September-21						
Sunday	Monday	Tuesday	Wednesday	Thursday	Friday	Saturday
			1 Break	2 Break	3 Break	4
5	6 Labour Day STAT	7 NID Curriculum Implementation District	8 First Day Students Start 2h late End 1h early	9 First Full Day	10	11
12	13	14	15	16	17	18
19	20	21	22	23	24	25
26	27	28	29	30		

October-21						
Sunday	Monday	Tuesday	Wednesday	Thursday	Friday	Saturday
					1	2
3	4	5	6	7	8	9
10	11 Thanksgiving STAT	12	13	14	15	16
17	18	19	20	21	22 NID Pro-D Provincial/District	23
24	25	26	27	28	29	30
31						

November-21						
Sunday	Monday	Tuesday	Wednesday	Thursday	Friday	Saturday
	1	2	3	4	5	6
7	8	9	10	11 Remembrance Day STAT	12	13
14	15	16	17 Early Dismissal	18 Early Dismissal	19	20
21	22	23	24	25	26 NID Pro-D School	27
28	29	30				

December-21						
Sunday	Monday	Tuesday	Wednesday	Thursday	Friday	Saturday
			1	2	3 End of Term 1	4
5	6	7	8	9	10	11
12	13	14	15	16	17	18
19	20 Break	21 Break	22 Break	23 Break	24 Break	25 Christmas Day
26 Boxing Day	27 STAT	28 STAT	29 Break	30 Break	31 Break	

LEGEND	
12 Stat	Statutory or General Holidays
63 Break	Break Days (Winter, Spring or Summer)
7 NID	Non-Instructional Days (Prof Dev or Admin)

0 NIS	Not-In-Session Day (No School Activities)
179	Instructional Days
Note:	

**SD59 CALENDAR FOR 2021-2022-DRAFT**

January-22						
Sunday	Monday	Tuesday	Wednesday	Thursday	Friday	Saturday
						1 New Year's Day
2	3 STAT	4 Schools Reopen	5	6	7	8
9	10	11	12	13	14	15
16	17	18	19	20	21	22
23	24	25	26	27	28 Semester 1 Ends	29
30	31 NID Pro-D School					

February-22						
Sunday	Monday	Tuesday	Wednesday	Thursday	Friday	Saturday
		1 Semester 2 Begins	2	3	4	5
6	7	8	9	10	11	12
13	14	15	16	17	18	19
20	21 Family Day STAT	22	23	24	25	26
27	28 NID Pro-D District					

March-22						
Sunday	Monday	Tuesday	Wednesday	Thursday	Friday	Saturday
		1	2 Early Dismissal	3 Early Dismissal	4	5
6	7	8	9	10	11	12
13	14	15	16	17	18 End of Term 2	19
20	21 Break	22 Break	23 Spring Vacation Break	24 Break	25 Break	26
27	28 Break	29 Break	30 Spring Vacation Break	31 Break		

April-22						
Sunday	Monday	Tuesday	Wednesday	Thursday	Friday	Saturday
					1 Break	2
3	4 Schools Reopen	5	6	7	8	9
10	11	12	13	14	15 Good Friday STAT	16
17 Easter	18 Easter Monday STAT	19	20	21	22	23
24	25	26	27	28	29	30

May-22						
Sunday	Monday	Tuesday	Wednesday	Thursday	Friday	Saturday
1	2	3	4	5	6	7
8	9	10	11	12	13	14
15	16	17	18	19	20	21
22	23 Victoria Day STAT	24	25	26	27	28
29	30	31				

June-22						
Sunday	Monday	Tuesday	Wednesday	Thursday	Friday	Saturday
			1	2	3	4
5	6	7	8	9	10 NID Pro-D School	11
12	13	14	15	16	17	18
19	20	21	22	23	24	25
26	27	28	29 Last Day of Classes End of Sem 2 End of Term 3	30 NID ADMIN		

LEGEND	
12 Stat	Statutory or General Holidays
63 Break	Break Days (Winter, Spring or Summer)
7 NID	Non-Instructional Days (Prof Dev or Admin)

0 NIS	Not-In-Session Day (No School Activities)
179	Instructional Days
Note:	



## School District No.59 (Peace River South)

February 11, 2021

School District #59 Trustees

### **RE: January 2021 Financial Reports**

Following are explanations of major variances for the January 31, 2021 Financial Reports. These reports are based on the finalized Amended 2020/2021 budget.

### REVENUES:

I have no information that I would like to provide in regards to the revenue reports.

### DISTRICT EXPENSES:

1. **District Programs Other** breakdown of favourable variances are as follows.
  - a. Service Improvement Allocation - \$21,500
  - b. Aboriginal Education - \$104,000
  - c. Primary Literacy - \$23,000
  - d. CEF Operating Fund - \$72,000
  - e. Local Technology - \$57,500
2. **Operations and Maintenance** - most of the variance (\$97,000) is from the custodial department. This is due to allocations to the additional COVID grants. If this trend continues, I would adjust the amount being charged to the special purpose accounts accordingly.
3. **Transportation** - the budget was reduced by \$50,000 from last month's reports. This appears to still be an area where we could see savings this year. The breakdown of the favourable variances are as follows:
  - a. Wage & Benefits - \$74,000
  - b. Bussing Contract - \$25,000
  - c. Fuel variance - \$65,000
  - d. Supply variance - \$43,000
4. **Utilities** and the **District School** continue to trend underbudget.
5. **Special Purpose Funds** – The majority of the favourable variance is from the Annual Facilities Grant (\$234,000), COVID Funding (\$166,000) and CEF Remedies (\$46,000).

### SCHOOLS:

TRSS – A closer inspection found a staff allocation of .077 FTE incorrectly charged to the school, this correction will reduce the deficit by approximately \$8,200. Additionally from conversation with the administrator, there were some larger purchases made earlier in the year and the level of spending will decrease in future months.

Melissa Panoulis

## Board Variance Report - Schools

January 31, 2021

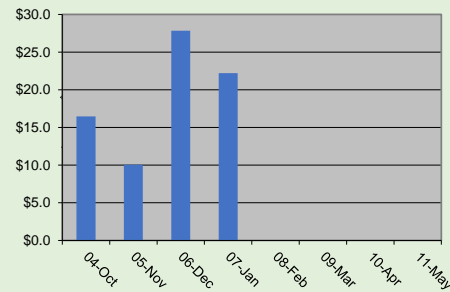
Actual Budget  
YTD Surplus (\$000's):

### CANALTA (101)

Year-To Date Results:

	Budget	Actual	Variance
Prof. Staff	\$699	\$702	-\$3
Supp. Staff	320	296	24
Disc. Subs.	12	12	0
Supp & Serv.	25	24	1
<b>Total</b>	<b>1,057</b>	<b>1,034</b>	<b>22</b>

Underbudget 2.1%

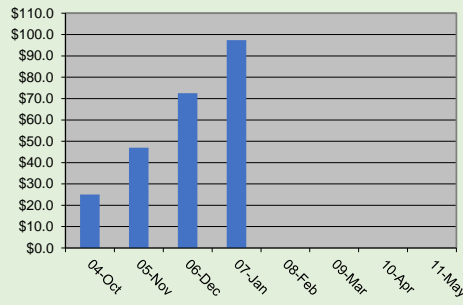


### CHETWYND SECONDARY (111)

Year-To Date Results:

	Budget	Actual	Variance
Prof. Staff	\$857	\$796	\$61
Supp. Staff	240	197	42
Disc. Subs.	3	20	-16
Supp & Serv.	58	48	11
<b>Total</b>	<b>1,159</b>	<b>1,061</b>	<b>97</b>

Underbudget 8.4%

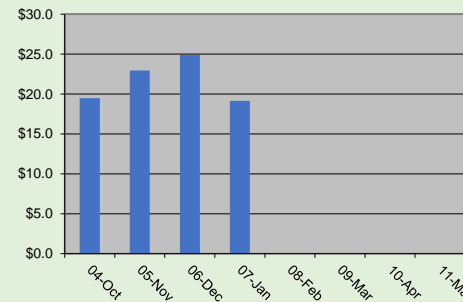


### CRESCENT PARK (103)

Year-To Date Results:

	Budget	Actual	Variance
Prof. Staff	\$722	\$723	-\$1
Supp. Staff	213	186	26
Disc. Subs.	8	10	-2
Supp & Serv.	30	34	-5
<b>Total</b>	<b>972</b>	<b>953</b>	<b>19</b>

Underbudget 2.0%

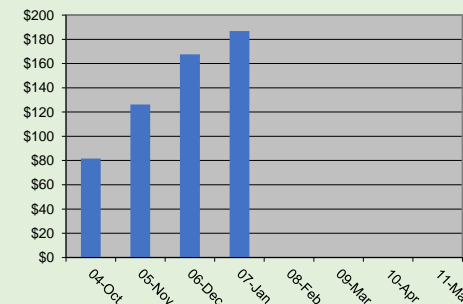


### DAWSON CREEK SECONDARY (108)

Year-To Date Results:

	Budget	Actual	Variance
Prof. Staff	\$1,638	\$1,608	\$30
Supp. Staff	409	340	68
Disc. Subs.	27	4	22
Supp & Serv.	155	88	66
<b>Total</b>	<b>2,228</b>	<b>2,041</b>	<b>187</b>

Underbudget 8.4%



## Board Variance Report - Schools

January 31, 2021

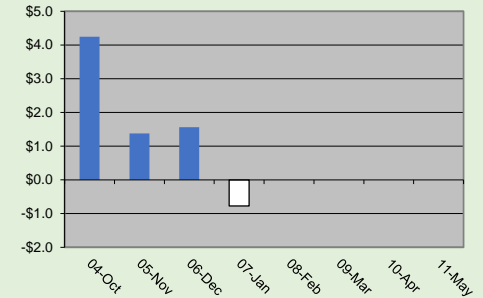
YTD Surplus (\$000's):

### DEVEREAUX (114)

Year-To Date Results:

	Budget	Actual	Variance
Prof. Staff	\$286	\$284	\$2
Supp. Staff	72	71	2
Disc. Subs.	2	3	-1
Supp & Serv.	10	14	-4
<b>Total</b>	<b>370</b>	<b>371</b>	<b>-1</b>

Overbudget 0.2%

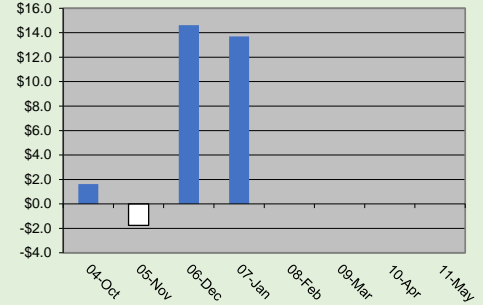


### DON TITUS (113)

Year-To Date Results:

	Budget	Actual	Variance
Prof. Staff	\$330	\$329	\$1
Supp. Staff	130	125	5
Disc. Subs.	7	3	4
Supp & Serv.	19	15	3
<b>Total</b>	<b>486</b>	<b>472</b>	<b>14</b>

Underbudget 2.8%

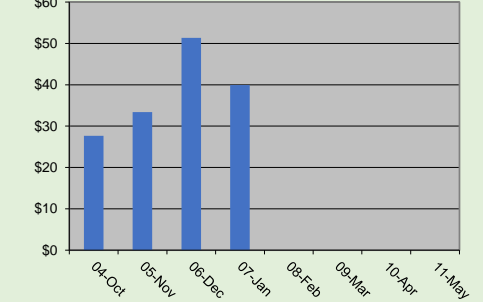


### FRANK ROSS (105)

Year-To Date Results:

	Budget	Actual	Variance
Prof. Staff	\$1,520	\$1,513	\$7
Supp. Staff	275	217	58
Disc. Subs.	11	22	-12
Supp & Serv.	30	44	-14
<b>Total</b>	<b>1,836</b>	<b>1,796</b>	<b>40</b>

Underbudget 2.2%

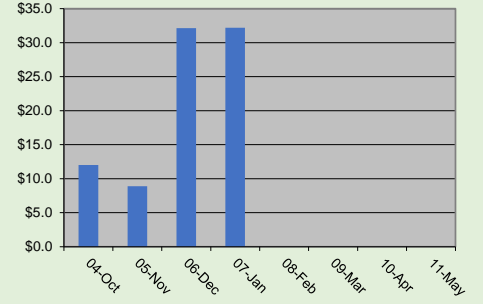


### LITTLE PRAIRIE (131)

Year-To Date Results:

	Budget	Actual	Variance
Prof. Staff	\$706	\$699	\$7
Supp. Staff	140	128	12
Disc. Subs.	7	3	3
Supp & Serv.	28	19	9
<b>Total</b>	<b>881</b>	<b>849</b>	<b>32</b>

Underbudget 3.7%



## Board Variance Report - Schools

January 31, 2021

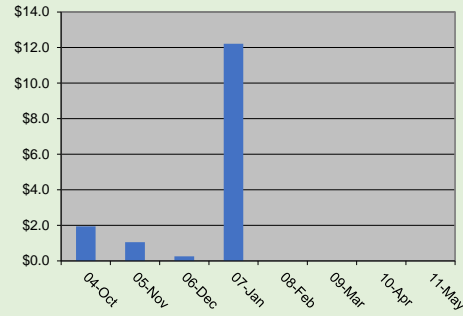
Actual Budget  
YTD Surplus (\$000's):

### MCLEOD (119)

#### Year-To Date Results:

	Budget	Actual	Variance
Prof.Staff	\$214	\$215	-\$1
Supp.Staff	28	29	-1
Disc.Subs	2	1	1
Supp & Serv.	17	4	13
<b>Total</b>	<b>262</b>	<b>249</b>	<b>12</b>

Underbudget 4.7%

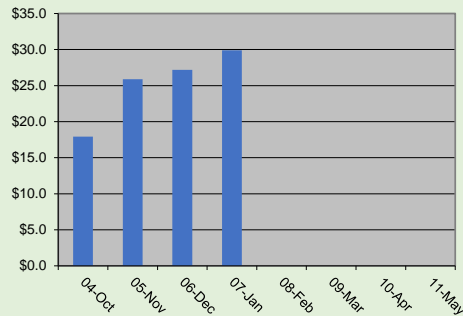


### MOBERLY LAKE (118)

#### Year-To Date Results:

	Budget	Actual	Variance
Prof.Staff	\$157	\$146	\$11
Supp.Staff	57	44	13
Disc.Subs	3	5	-3
Supp & Serv.	16	7	9
<b>Total</b>	<b>232</b>	<b>202</b>	<b>30</b>

Underbudget 12.9%

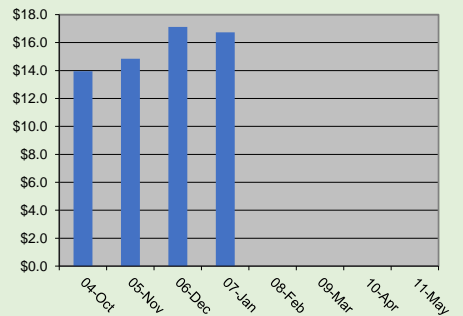


### PARKLAND (124)

#### Year-To Date Results:

	Budget	Actual	Variance
Prof.Staff	\$221	\$217	\$5
Supp.Staff	69	61	8
Disc.Subs	3	4	0
Supp & Serv.	11	7	4
<b>Total</b>	<b>305</b>	<b>288</b>	<b>17</b>

Underbudget 5.5%

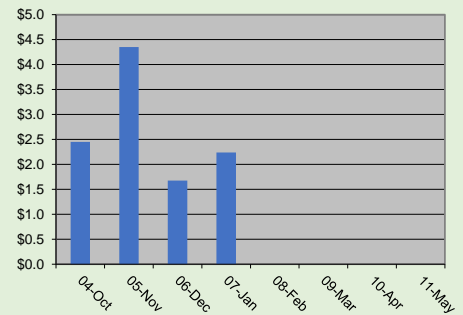


### PEACEVIEW (132)

#### Year-To Date Results:

	Budget	Actual	Variance
Prof.Staff	\$86	\$86	\$0
Supp.Staff	0	0	0
Disc.Subs	1	0	1
Supp & Serv.	11	10	2
<b>Total</b>	<b>98</b>	<b>96</b>	<b>2</b>

Underbudget 2.3%



## Board Variance Report - Schools

January 31, 2021

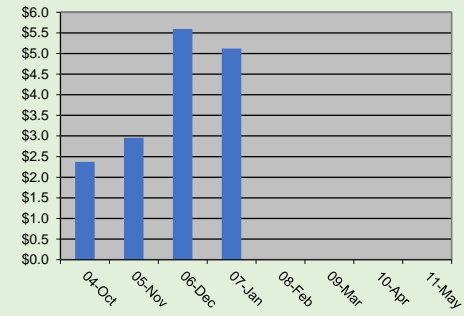
YTD Surplus (\$000's):

### POUCE COUPE (110)

#### Year-To Date Results:

	Budget	Actual	Variance
Prof.Staff	\$425	\$425	\$0
Supp.Staff	81	79	2
Disc.Subs	4	3	2
Supp & Serv.	10	9	1
<b>Total</b>	<b>520</b>	<b>515</b>	<b>5</b>

Underbudget 1.0%

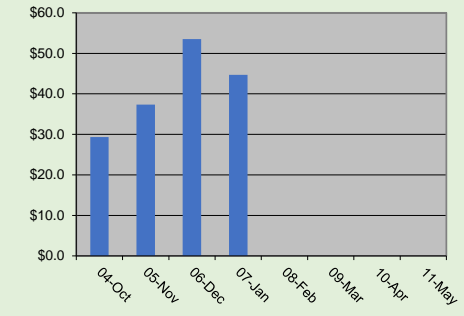


### CENTRAL MIDDLE (102)

#### Year-To Date Results:

	Budget	Actual	Variance
Prof.Staff	\$1,139	\$1,129	\$10
Supp.Staff	307	288	19
Disc.Subs	8	20	-12
Supp & Serv.	70	42	27
<b>Total</b>	<b>1,523</b>	<b>1,478</b>	<b>45</b>

Underbudget 2.9%

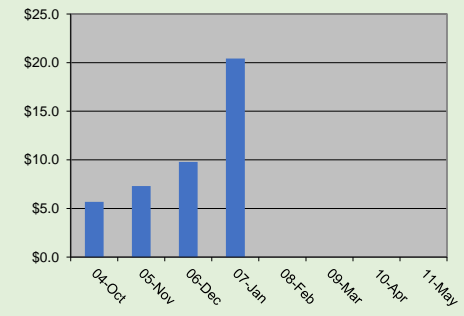


### SP DIST LEARNING (138)

#### Year-To Date Results:

	Budget	Actual	Variance
Prof.Staff	\$199	\$194	\$5
Supp.Staff	24	20	4
Disc.Subs	0	0	0
Supp & Serv.	18	7	11
<b>Total</b>	<b>241</b>	<b>220</b>	<b>20</b>

Underbudget 8.5%

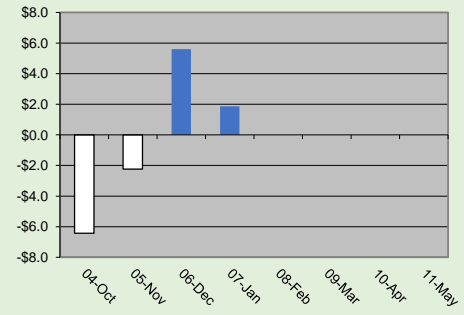


### SOUTH PEACE ELEMENTARY (125)

#### Year-To Date Results:

	Budget	Actual	Variance
Prof.Staff	\$85	\$82	\$3
Supp.Staff	19	17	2
Disc.Subs	1	0	1
Supp & Serv.	7	11	-4
<b>Total</b>	<b>112</b>	<b>110</b>	<b>2</b>

Underbudget 1.7%



## Board Variance Report - Schools

January 31, 2021

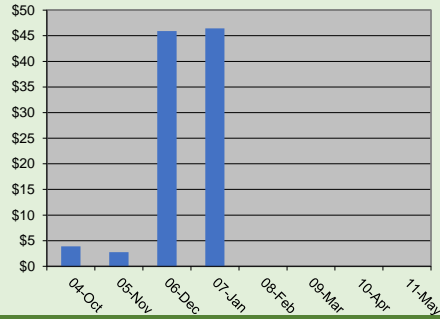
Actual Budget  
YTD Surplus (\$000's):

### TREMBLAY (109)

Year-To Date Results:

	Budget	Actual	Variance
Prof.Staff	\$476	\$467	\$10
Supp.Staff	123	94	30
Disc.Subs	9	13	-4
Supp & Serv.	41	29	11
<b>Total</b>	<b>650</b>	<b>603</b>	<b>46</b>

Underbudget 7.2%

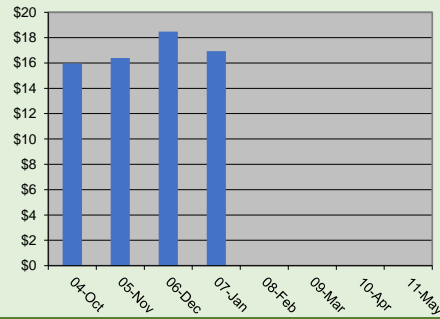


### TUMBLER RIDGE ELEMENTARY (129)

Year-To Date Results:

	Budget	Actual	Variance
Prof.Staff	\$697	\$689	\$9
Supp.Staff	94	90	5
Disc.Subs	3	5	-2
O&M	16	10	6
<b>Total</b>	<b>810</b>	<b>793</b>	<b>17</b>

Underbudget 2.1%



## Board Variance Report - Schools

January 31, 2021

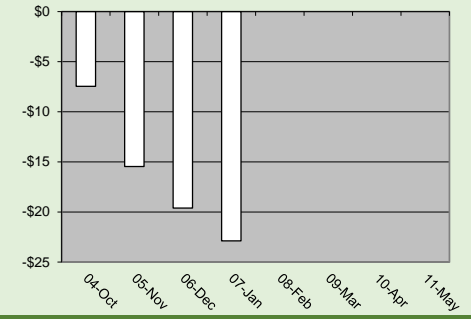
YTD Surplus (\$000's):

### TUMBLER RIDGE SECONDARY (127)

Year-To Date Results:

	Budget	Actual	Variance
Prof.Staff	\$576	\$585	-\$10
Supp.Staff	149	144	5
Disc.Subs	8	15	-7
Supp & Serv.	24	35	-11
<b>Total</b>	<b>757</b>	<b>780</b>	<b>-23</b>

Overbudget 3.0%

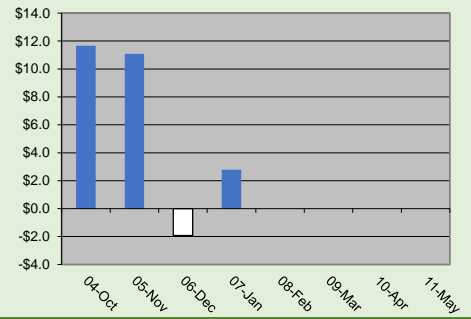


### WINDREM (112)

Year-To Date Results:

	Budget	Actual	Variance
Prof.Staff	\$209	\$209	-\$1
Supp.Staff	52	52	0
Disc.Subs	5	2	3
Supp & Serv.	16	16	0
<b>Total</b>	<b>282</b>	<b>279</b>	<b>3</b>

Underbudget 1.0%

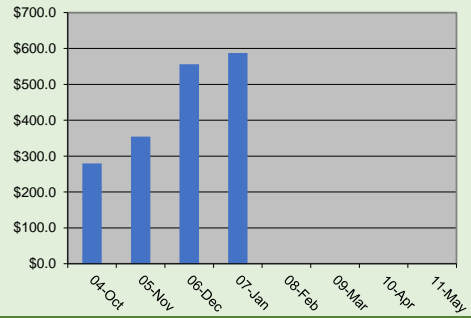


### TOTAL ALL SCHOOLS

Year-To Date Results:

	Budget	Actual	Variance
Prof.Staff	\$11,243	\$11,097	\$146
Supp.Staff	2,803	2,477	326
Disc.Subs	122	145	-23
Supp & Serv.	611	473	138
<b>Total</b>	<b>14,779</b>	<b>14,192</b>	<b>587</b>

Underbudget 4.0%





**Board Variance Report - Revenues**  
**January 31, 2021**

**Year-to-Date Revenues (\$000's):**

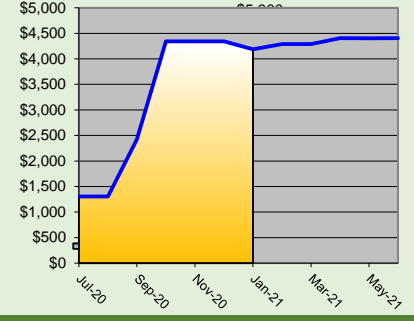
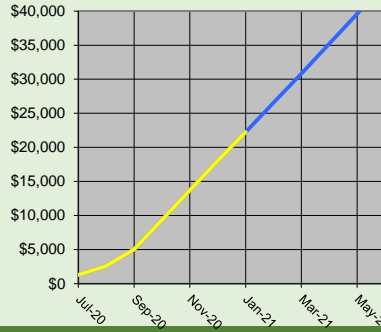
**Monthly Revenues (\$000's):**

**BASE OPERATING GRANT**

**Year-To Date Results:**

Budget	Actual	Variance
<u>\$22,246</u>	<u>\$22,246</u>	<u>\$0</u>

**Overbudget 0.0%**

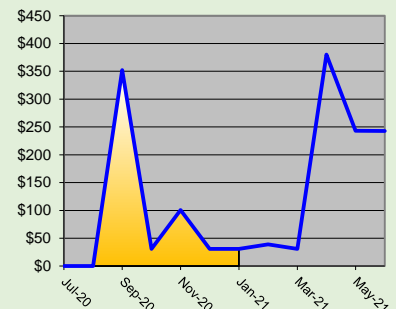
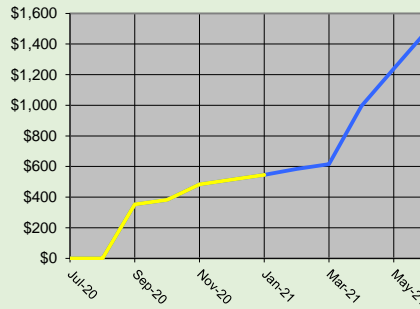


**OTHER MoEd GRANTS**

**Year-To Date Results:**

Budget	Actual	Variance
<u>\$546</u>	<u>\$546</u>	<u>\$0</u>

**On Budget**

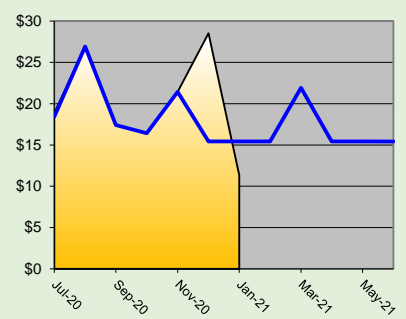
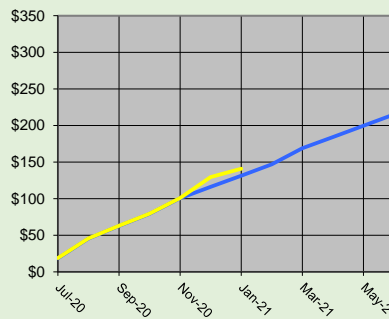


**GRANTS-OTHER PROV.MINISTRIES**

**Year-To Date Results:**

Budget	Actual	Variance
<u>\$131</u>	<u>\$141</u>	<u>\$9</u>

**Overbudget 7.2%**

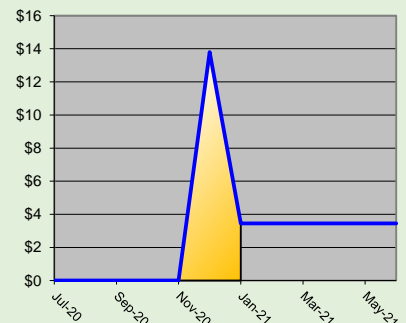
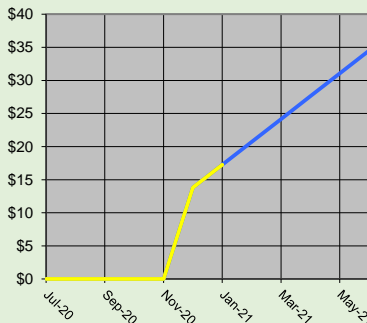


**NON-RESIDENT TUITION**

**Year-To Date Results:**

Budget	Actual	Variance
<u>\$17</u>	<u>\$17</u>	<u>\$0</u>

**Overbudget 0.0%**

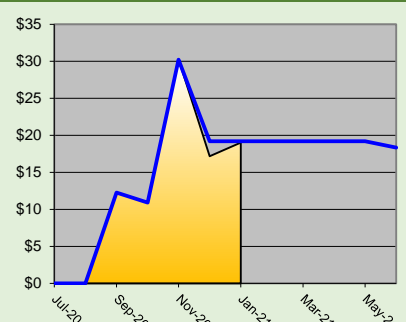
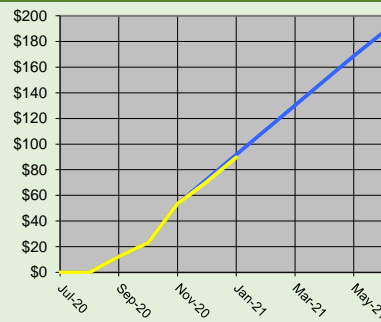


**SECONDED/SUBSTITUTE TEACHER**

**Year-To Date Results:**

Budget	Actual	Variance
<u>\$92</u>	<u>\$90</u>	<u>-\$2</u>

**Underbudget 2.3%**



**Board Variance Report - Revenues**  
**January 31, 2021**

**Year-to-Date Revenues (\$000's):**

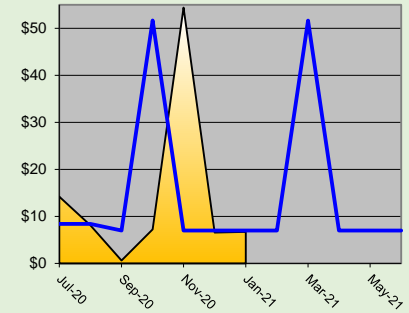
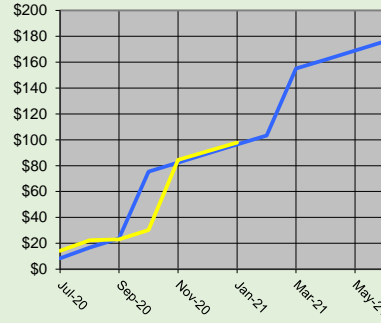
**Monthly Revenues (\$000's):**

**RENTALS/LEASES**

**Year-To Date Results:**

Budget	Actual	Variance
\$96	\$98	\$1

**Overbudget 1.5%**

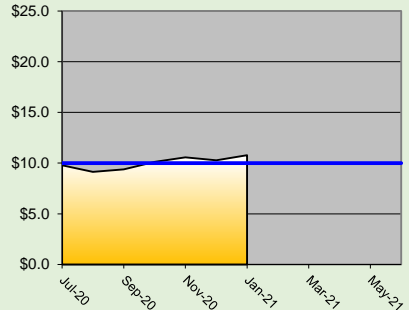
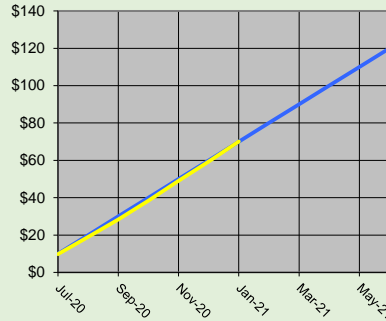


**INTEREST INCOME**

**Year-To Date Results:**

Budget	Actual	Variance
\$70	\$70	\$0

**Overbudget 0.1%**

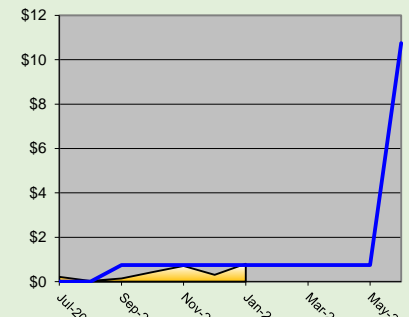
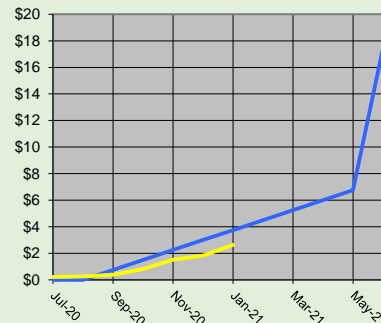


**OTHER REVENUE**

**Year-To Date Results:**

Budget	Actual	Variance
\$4	\$3	-\$1

**Underbudget 29.9%**

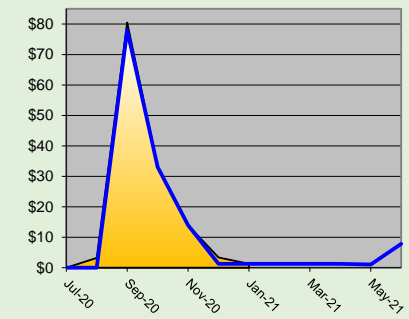
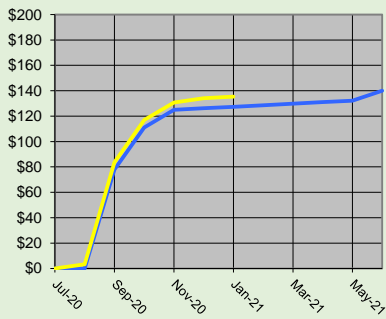


**MISCELLANEOUS REVENUE**

**Year-To Date Results:**

Budget	Actual	Variance
\$127	\$135	\$8

**Overbudget 6.2%**

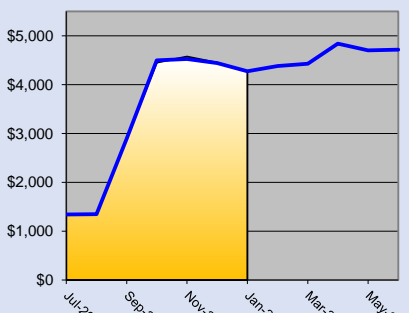
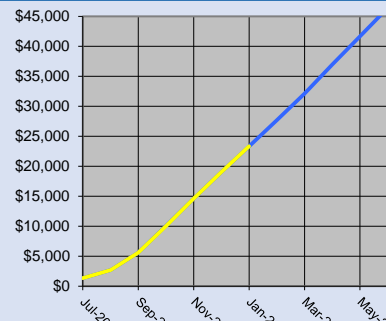


**TOTAL REVENUE**

**Year-To Date Results:**

Budget	Actual	Variance
\$23,330	\$23,346	\$16

**Overbudget 0.1%**



# Board Variance Rpt. - Expenditures

## January 31, 2021

Year-to-Date Costs (\$000's):

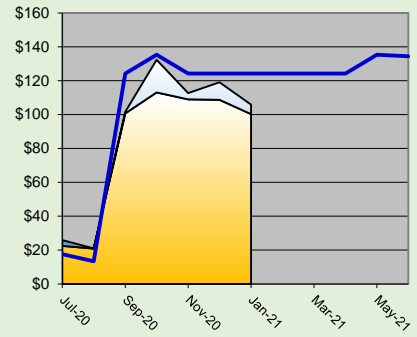
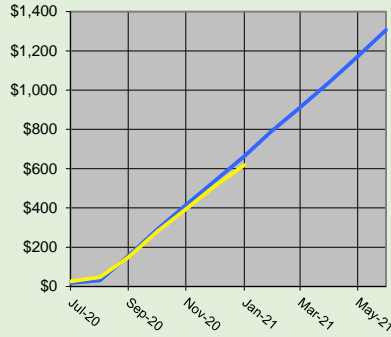
Monthly Costs (\$000's):

### DISTRICT SPEC. ED./HELP.TCHRS

Year-To Date Results:

	Budget	Actual	Variance
Comp	603	575	28
O&M	61	43	17
<b>Total</b>	<b>664</b>	<b>618</b>	<b>45</b>

**Underbudget 7%**

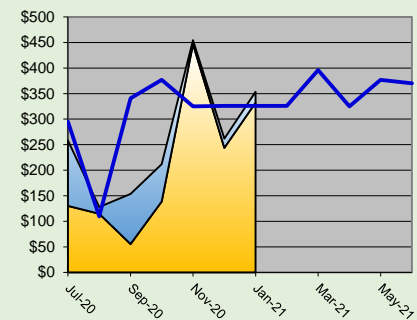
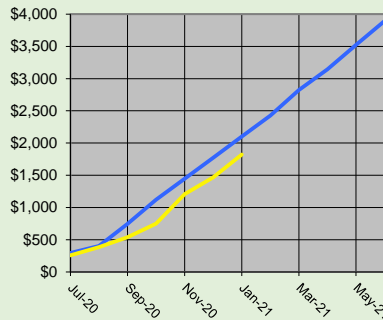


### DISTRICT PROGRAMS-OTHER

Year-To Date Results:

	Budget	Actual	Variance
Comp	1,627	1,462	165
O&M	473	360	113
<b>Total</b>	<b>2,100</b>	<b>1,822</b>	<b>278</b>

**Underbudget 13%**

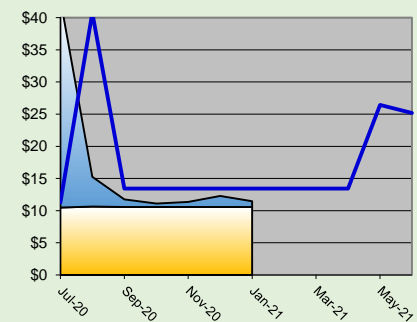
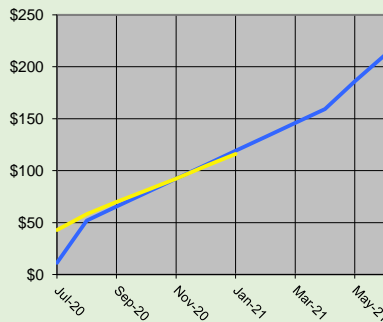


### BOARD OF TRUSTEES

Year-To Date Results:

	Budget	Actual	Variance
Comp	75	74	1
O&M	44	42	2
<b>Total</b>	<b>119</b>	<b>116</b>	<b>3</b>

**Underbudget 3%**

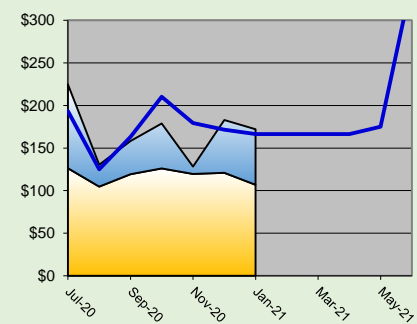
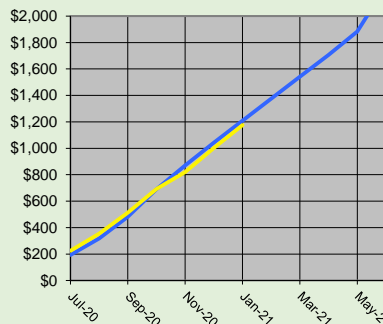


### ADMINISTRATION & OTHER

Year-To Date Results:

	Budget	Actual	Variance
Comp	809	824	-15
O&M	400	352	48
<b>Total</b>	<b>1,209</b>	<b>1,176</b>	<b>33</b>

**Underbudget 3%**

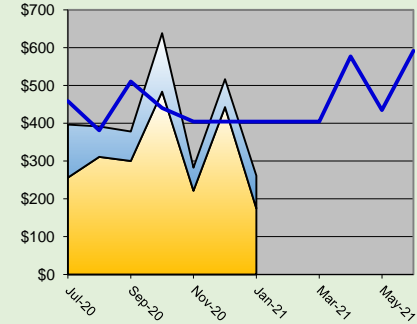
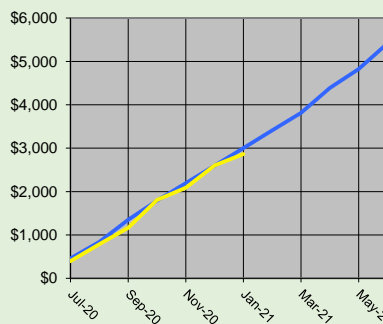


### OPERATIONS & MAINTENANCE

Year-To Date Results:

	Budget	Actual	Variance
Comp	2,330	2,191	139
O&M	674	673	1
<b>Total</b>	<b>3,004</b>	<b>2,864</b>	<b>140</b>

**Underbudget 5%**



# Board Variance Rpt. - Expenditures

## January 31, 2021

Year-to-Date Costs (\$000's):

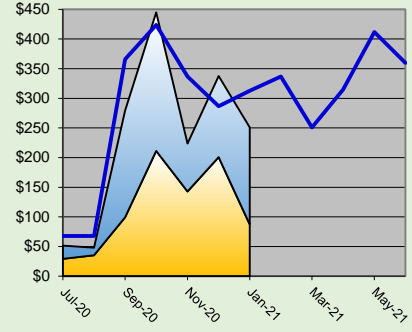
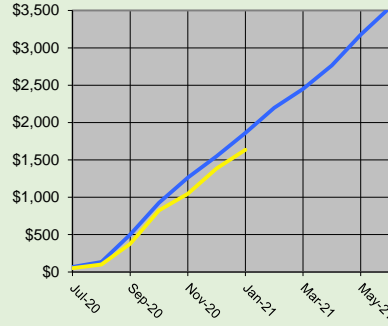
Monthly Costs (\$000's):

### TRANSPORTATION

Year-To Date Results:

	Budget	Actual	Variance
Comp	884	806	78
O&M	977	830	147
<b>Total</b>	<b>1,861</b>	<b>1,635</b>	<b>225</b>

**Underbudget 12%**

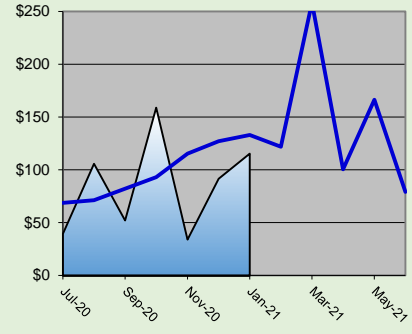
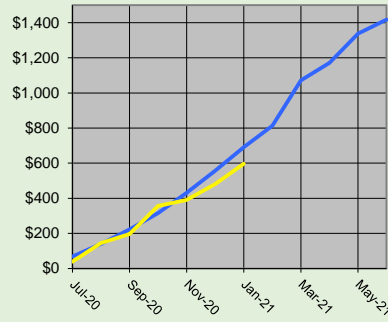


### UTILITIES

Year-To Date Results:

	Budget	Actual	Variance
Comp	0	0	0
O&M	691	597	94
<b>Total</b>	<b>691</b>	<b>597</b>	<b>94</b>

**Underbudget 14%**

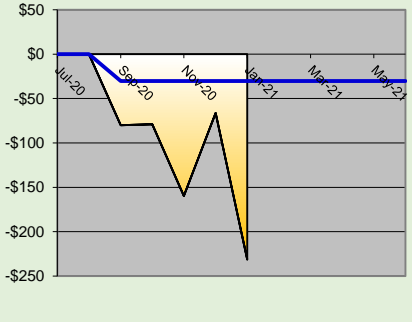
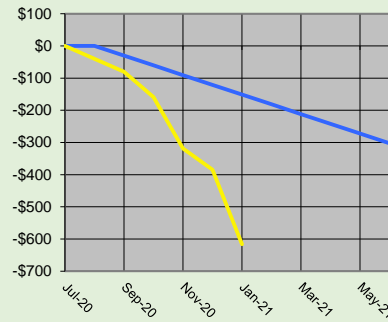


### DISTRICT SCHOOL

Year-To Date Results:

	Budget	Actual	Variance
Comp	-151	-616	465
O&M	0	0	0
<b>Total</b>	<b>-151</b>	<b>-616</b>	<b>465</b>

**Underbudget 307%**

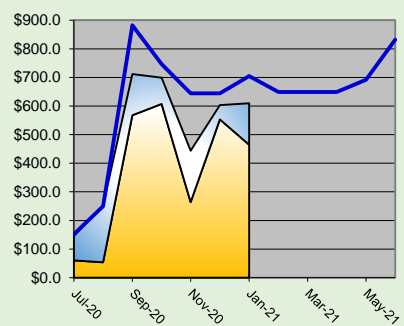
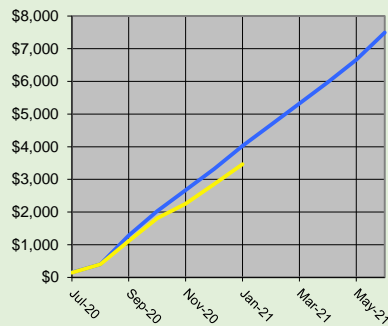


### SPECIAL PURPOSE FUNDS

Year-To Date Results:

	Budget	Actual	Variance
Comp	2,677	2,571	106
O&M	1,347	895	453
<b>Total</b>	<b>4,024</b>	<b>3,466</b>	<b>558</b>

**Underbudget 14%**

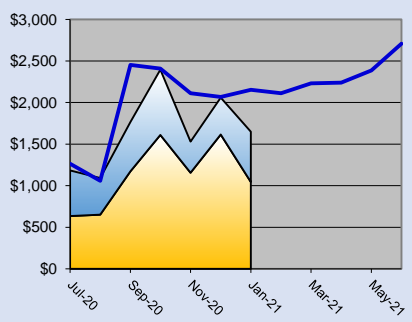
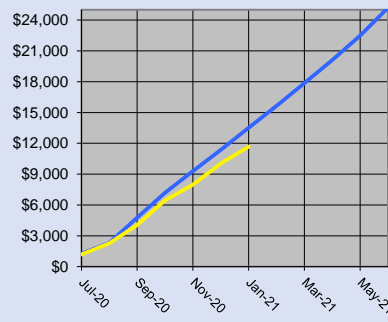


### DISTRICT TOTALS - EXPENDITURES

Year-To Date Results:

	Budget	Actual	Variance
Comp	8,853	7,886	967
O&M	4,667	3,792	875
<b>Total</b>	<b>13,520</b>	<b>11,678</b>	<b>1,842</b>

**Underbudget 14%**



# 2020-2021 Amended Budget

---

SD No.59 Peace River South

# Budget Monitoring and Reporting – Policy 5005

The Board of Education recognizes its responsibility for the effective use of funds received from the Ministry of Education and other sources. The Board of Education has a duty to govern the district in a fiscally responsible manner, while supporting the priorities and strategies of its Strategic Plan. The School Act requires the Board to develop an annual operating budget, in the form and containing the content specified by the Ministry of Education.

The Board will be provided with supporting materials, budget highlights and assumptions, implementation strategies and financial and business risks to assist in its understanding of the district's financial health prior to decision making. The budget will support the district's strategic priorities and operational plans.



Sept 30  
Enrollment  
Count

Dec 18  
Amended  
Funding

Feb 28  
Amended  
Budget  
Bylaw

# Amended

Budgets reviewed and amended to reflect Sept 30 FTE, staffing and other updated information.

Adjustments as required from funding announcement.

Sept

Oct

Nov

Dec

Jan

Feb

Mar

Apr

May

Jun

# Preliminary

Preliminary budget developed on assumptions for upcoming school year.

Mar  
Preliminary  
Funding

Jun 30  
Preliminary  
Budget  
Bylaw

# Fund Accounting

## Operating Fund

District's daily operating transactions

- Instruction
- Learning Services
- District Administration
- Operations and Maintenance
- Transportation

## Special Purpose Funds

Funds that are restricted for a specific purpose

- Ministry- designated activities
- School generated funds (trust accounts)
- Other sources with restrictions

## Capital Funds

Financial activities related to tangible capital assets, including land, building, furniture, computers and equipment

- Ministry funded programs (SEP, CNCP, PEP, school buses)
- Capital asset purchases funded from the transfer of Operating funds





# Revenue Assumptions

---

## Enrollment

K-12	-\$ 499,597
English Language Learners	-22,800
Indigenous Education	-7,500
Special Education	207,200

## Other Ministry Funding

Salary Differential	-\$ 179,800
Enrollment Decline	104,071
Equity of Opportunity Grant	-2,081
Early Career Mentorship Funding	70,000
Early Learning Framework	1,679
Support Staff Benefits Grant	11,692

## Other

MCFD Contracts	\$ 3,152
ACEIT funding	-35,000
Staff Recoveries	-25,200
Rental Income	36,000
Investment Income	-10,000
Out of Province Enrollment	12,375
Miscellaneous	-20,000

**TOTAL -\$ 355,809**

# Holdback

The 2020/21 recalculated operating grants, following the September enrollment count, are \$3.75 million less than the March 2020 estimate.



# Operating Budget Comparison

	Revenue	Expenses	Net Revenue (Expenses)
<b>Preliminary 19/20 Budget</b>	<b>\$ 46,791,319</b>	<b>\$ 47,060,319</b>	<b>-\$ 269,000</b>
<b>Changes</b>			
Enrollment	-322,697		-322,697
Other MoEd Funding	5,561		5,561
Other Revenues	-38,673		-38,673
Operations & Maintenance		-104,541	104,541
Transportation		-44,502	44,502
Service Improvement Allocation		46,124	-46,124
Mentorship		70,000	-70,000
Aboriginal Education		102,023	-102,023
CEF Operating Allocation		-58,296	58,296
Administration		-65,965	65,965
Funding to Schools		-190,565	190,565
Miscellaneous		-13,847	13,847
<b>Preliminary 20/21 Budget</b>	<b>\$ 46,435,510</b>	<b>\$ 46,800,750</b>	<b>-\$ 365,240</b>
Local Capital Purchases			-741,000
Transfer from Internally Restricted			
CSS Renovation			500,000
VP Succession Planning			16,000
Prior Year Ab Ed Surplus			106,431
School Surpluses			483,809
<b>Budgeted Surplus (Deficit), for the year</b>			<b>\$ -</b>

# Capital Expenditures

Capital Expenditure	Preliminary Budget	Adjustment	Amended Budget
School Major Equipment Fund	50,000		50,000
Custodial –Compact Auto Scrubber	10,000		43,715
Bobcat Renewal Contract	14,000	13,000	27,000
Bus Radio System	52,000	5,000	57,000
Plow Truck	75,000		
Work Van Replacement	40,000	5,000	45,000
CSS Renovation – Phase 2	500,000		500,269
Truck Deck		6,516	6,516
Bus Overages		11,500	11,500
Server Upgrade			Next Fiscal Year
	<b>\$741,000</b>		<b>\$741,000</b>

# Reserve Summary

	Est June 2021	2020	2019	2018	2017
Internally Restricted	1,320,000	1,256,241	2,570,088	5,410,944	3,157,953
Unrestricted	4,712,422	5,882,422	3,826,524	1,566,321	3,494,435
Total Operating Surplus	\$ 6,032,422	\$ 7,138,663	\$ 6,396,612	\$ 6,977,265	\$ 6,652,388

Unrestricted Surplus  
as a % of annual  
operating expenses

11%

13%

9%

4%

8%

# Special Purpose Funds

---

## Ready Set Learn

This funding is used to support the Welcome to Kindergarten and Ready Set Learn events.

This funding was confirmed very late in the year. Hesitation from the governments on confirmation and therefore uncertainty if this funding will continue. Potentially this was a one year blip due to economic situation of the Province from the Pandemic.

## OLEP

OLEP = Official Languages in Education Program

The funding amounts are under review and therefore the budget is based on 80% of 2019/2020 OLEP budget (\$107,793).

\$21,737 was unspent from the prior year and therefore the total budget has increased over the prior year.

## Safe Return to School Grant

\$313,770 was received from the Provincial Government to support a safe return to school for our students and staff.

The funds were limited towards masks, improved hand hygiene, technology, cleaning supplies and cleaning frequency.

The majority of the allocation (53%) is going towards custodial costs for increased cleaning.

## Federal Safe Return to Class Fund

The federal grant was given in two installments to BC. The district has received confirmation of both allocations as well as an additional \$64,073 that was allocated from the 1<sup>st</sup> holdback.

The funding is being used to support additional cleaning costs that are not covered by the provincial grant as well as supporting a remote learning option for students.

# Strategic Priorities

---

These funding allocations to support strategic priorities are funded within the operating budget and did not require support from the \$485,000 designated for operational plan initiatives.



Numeracy - \$34,457 allocated to support numeracy



Literacy - \$147,851 allocated to support literacy



Mental Health – Additional \$55,000 provincial Grant within Special Purpose Funds



Student Voice - \$10,000 allocated to support the program

Amended Annual Budget

## **School District No. 59 (Peace River South)**

June 30, 2021



# School District No. 59 (Peace River South)

June 30, 2021

## Table of Contents

Bylaw .....	1
Amended Annual Budget - Revenue and Expense - Statement 2 .....	2
Amended Annual Budget - Changes in Net Financial Assets (Debt) - Statement 4 .....	4
Amended Annual Budget - Schedule of Changes in Accumulated Surplus (Deficit) by Fund - Schedule 1 .....	5
Amended Annual Budget - Operating Revenue and Expense - Schedule 2 .....	6
Schedule 2A - Amended Annual Budget - Schedule of Operating Revenue by Source .....	7
Schedule 2B - Amended Annual Budget - Schedule of Operating Expense by Object .....	8
Schedule 2C - Amended Annual Budget - Operating Expense by Function, Program and Object .....	9
Amended Annual Budget - Special Purpose Revenue and Expense - Schedule 3 .....	11
Schedule 3A - Amended Annual Budget - Changes in Special Purpose Funds .....	12
Amended Annual Budget - Capital Revenue and Expense - Schedule 4 .....	14

\*NOTE - Statement 1, Statement 3, Statement 5 and Schedules 4A - 4D are used for Financial Statement reporting only.

## AMENDED ANNUAL BUDGET BYLAW

A Bylaw of THE BOARD OF EDUCATION OF SCHOOL DISTRICT NO. 59 (PEACE RIVER SOUTH) (called the "Board") to adopt the Amended Annual Budget of the Board for the fiscal year 2020/2021 pursuant to section 113 of the *School Act*, R.S.B.C., 1996, c. 412 as amended from time to time (called the "Act").

1. Board has complied with the provisions of the Act respecting the Amended Annual Budget adopted by this bylaw.
2. This bylaw may be cited as School District No. 59 (Peace River South) Amended Annual Budget Bylaw for fiscal year 2020/2021.
3. The attached Statement 2 showing the estimated revenue and expense for the 2020/2021 fiscal year and the total budget bylaw amount of \$57,885,139 for the 2020/2021 fiscal year was prepared in accordance with the *Act*.
4. Statement 2, 4 and Schedules 1 to 4 are adopted as the Amended Annual Budget of the Board for the fiscal year 2020/2021.

READ A FIRST TIME THE \_\_\_\_\_ DAY OF \_\_\_\_\_, 2021;

READ A SECOND TIME THE \_\_\_\_\_ DAY OF \_\_\_\_\_, 2021;

READ A THIRD TIME, PASSED AND ADOPTED THE \_\_\_\_\_ DAY OF \_\_\_\_\_, 2021;

\_\_\_\_\_  
**Chairperson of the Board**

( Corporate Seal )

\_\_\_\_\_  
**Secretary Treasurer**

I HEREBY CERTIFY this to be a true original of School District No. 59 (Peace River South) Amended Annual Budget Bylaw 2020/2021, adopted by the Board the \_\_\_\_\_ DAY OF \_\_\_\_\_, 2021.

\_\_\_\_\_  
**Secretary Treasurer**

# School District No. 59 (Peace River South)

Statement 2

Amended Annual Budget - Revenue and Expense

Year Ended June 30, 2021

	2021 Amended Annual Budget	2021 Annual Budget
<b>Ministry Operating Grant Funded FTE's</b>		
School-Age	3,558,063	3,688,000
<b>Total Ministry Operating Grant Funded FTE's</b>	<b>3,558,063</b>	<b>3,688,000</b>
<b>Revenues</b>	\$	\$
Provincial Grants		
Ministry of Education	53,004,472	51,025,411
Other	250,084	281,932
Tuition	34,503	22,128
Other Revenue	1,105,691	1,141,700
Rentals and Leases	176,000	140,000
Investment Income	124,200	134,200
Gain (Loss) on Disposal of Tangible Capital Assets	117,200	
Amortization of Deferred Capital Revenue	1,623,368	1,623,167
<b>Total Revenue</b>	<b>56,435,518</b>	<b>54,368,538</b>
<b>Expenses</b>		
Instruction	41,291,045	39,132,495
District Administration	1,937,815	1,989,628
Operations and Maintenance	9,984,084	9,998,672
Transportation and Housing	3,931,195	3,975,697
<b>Total Expense</b>	<b>57,144,139</b>	<b>55,096,492</b>
<b>Net Revenue (Expense)</b>	<b>(708,621)</b>	<b>(727,954)</b>
<b>Budgeted Allocation (Retirement) of Surplus (Deficit)</b>	<b>1,106,240</b>	<b>1,010,000</b>
<b>Budgeted Surplus (Deficit), for the year</b>	<b>397,619</b>	<b>282,046</b>
<b>Budgeted Surplus (Deficit), for the year comprised of:</b>		
Operating Fund Surplus (Deficit)		
Special Purpose Fund Surplus (Deficit)		
Capital Fund Surplus (Deficit)	397,619	282,046
<b>Budgeted Surplus (Deficit), for the year</b>	<b>397,619</b>	<b>282,046</b>

**School District No. 59 (Peace River South)**

Amended Annual Budget - Revenue and Expense

Year Ended June 30, 2021

	2021 Amended Annual Budget	2021 Annual Budget
<b>Budget Bylaw Amount</b>		
Operating - Total Expense	46,800,750	47,060,319
Operating - Tangible Capital Assets Purchased	741,000	741,000
Special Purpose Funds - Total Expense	7,136,407	4,831,019
Capital Fund - Total Expense	3,206,982	3,205,154
<b>Total Budget Bylaw Amount</b>	<u>57,885,139</u>	<u>55,837,492</u>

Approved by the Board

Signature of the Chairperson of the Board of Education \_\_\_\_\_ Date Signed \_\_\_\_\_

Signature of the Superintendent \_\_\_\_\_ Date Signed \_\_\_\_\_

Signature of the Secretary Treasurer \_\_\_\_\_ Date Signed \_\_\_\_\_

**DRAFT**

# School District No. 59 (Peace River South)

Amended Annual Budget - Changes in Net Financial Assets (Debt)  
Year Ended June 30, 2021

	2021 Amended Annual Budget	2021 Annual Budget
	\$	\$
<b>Surplus (Deficit) for the year</b>	<u>(708,621)</u>	<u>(727,954)</u>
<b>Effect of change in Tangible Capital Assets</b>		
Acquisition of Tangible Capital Assets		
From Operating and Special Purpose Funds	(741,000)	(741,000)
From Deferred Capital Revenue	<u>(1,611,632)</u>	<u>(1,611,632)</u>
<b>Total Acquisition of Tangible Capital Assets</b>	<u>(2,352,632)</u>	<u>(2,352,632)</u>
Amortization of Tangible Capital Assets	<u>2,088,149</u>	2,086,321
<b>Total Effect of change in Tangible Capital Assets</b>	<u>(264,483)</u>	<u>(266,311)</u>
	<u>-</u>	<u>-</u>
<b>(Increase) Decrease in Net Financial Assets (Debt)</b>	<u><u>(973,104)</u></u>	<u><u>(994,265)</u></u>

# School District No. 59 (Peace River South)

Amended Annual Budget - Schedule of Changes in Accumulated Surplus (Deficit) by Fund  
Year Ended June 30, 2021

	<b>Operating Fund</b>	<b>Special Purpose Fund</b>	<b>Capital Fund</b>	<b>2021 Amended Annual Budget</b>
	\$	\$	\$	\$
<b>Accumulated Surplus (Deficit), beginning of year</b>	7,138,663		11,506,169	<b>18,644,832</b>
<b>Changes for the year</b>				
Net Revenue (Expense) for the year	(365,240)		(343,381)	<b>(708,621)</b>
Interfund Transfers				
Tangible Capital Assets Purchased	(741,000)		741,000	-
<b>Net Changes for the year</b>	<b>(1,106,240)</b>	-	<b>397,619</b>	<b>(708,621)</b>
<b>Budgeted Accumulated Surplus (Deficit), end of year</b>	<b>6,032,423</b>	-	<b>11,903,788</b>	<b>17,936,211</b>

# School District No. 59 (Peace River South)

Schedule 2

Amended Annual Budget - Operating Revenue and Expense  
Year Ended June 30, 2021

	2021 Amended Annual Budget	2021 Annual Budget
	\$	\$
<b>Revenues</b>		
Provincial Grants		
Ministry of Education	45,510,423	45,827,559
Other	250,084	281,932
Tuition	34,503	22,128
Other Revenue	344,500	389,700
Rentals and Leases	176,000	140,000
Investment Income	120,000	130,000
<b>Total Revenue</b>	<b>46,435,510</b>	<b>46,791,319</b>
<b>Expenses</b>		
Instruction	34,546,258	34,604,971
District Administration	1,937,815	1,989,628
Operations and Maintenance	6,850,197	6,954,738
Transportation and Housing	3,466,480	3,510,982
<b>Total Expense</b>	<b>46,800,750</b>	<b>47,060,319</b>
<b>Net Revenue (Expense)</b>	<b>(365,240)</b>	<b>(269,000)</b>
<b>Budgeted Prior Year Surplus Appropriation</b>	<b>1,106,240</b>	<b>1,010,000</b>
<b>Net Transfers (to) from other funds</b>		
Tangible Capital Assets Purchased	(741,000)	(741,000)
<b>Total Net Transfers</b>	<b>(741,000)</b>	<b>(741,000)</b>
<b>Budgeted Surplus (Deficit), for the year</b>	<b>-</b>	<b>-</b>

# School District No. 59 (Peace River South)

Schedule 2A

Amended Annual Budget - Schedule of Operating Revenue by Source  
Year Ended June 30, 2021

	2021 Amended Annual Budget	2021 Annual Budget
	\$	\$
<b>Provincial Grants - Ministry of Education</b>		
Operating Grant, Ministry of Education	43,103,328	43,503,835
Other Ministry of Education Grants		
Pay Equity	944,395	944,395
Transportation Supplement	441,458	441,458
Support Staff Benefits Grant	15,625	3,933
Teachers' Labour Settlement Funding	925,751	925,751
Early Career Mentorship Funding	70,000	
FSA Marker Grant	8,187	8,187
Early Learning Framework	1,679	
<b>Total Provincial Grants - Ministry of Education</b>	<b>45,510,423</b>	<b>45,827,559</b>
<b>Provincial Grants - Other</b>	<b>250,084</b>	<b>281,932</b>
<b>Tuition</b>		
International and Out of Province Students	34,503	22,128
<b>Total Tuition</b>	<b>34,503</b>	<b>22,128</b>
<b>Other Revenues</b>		
Miscellaneous		
Seconded Staff Recoveries	97,000	92,200
Swim Grant	10,000	10,000
Substitute Staff Recoveries	90,000	120,000
Miscellaneous	97,500	117,500
Bus Charges	50,000	50,000
<b>Total Other Revenue</b>	<b>344,500</b>	<b>389,700</b>
<b>Rentals and Leases</b>	<b>176,000</b>	<b>140,000</b>
<b>Investment Income</b>	<b>120,000</b>	<b>130,000</b>
<b>Total Operating Revenue</b>	<b>46,435,510</b>	<b>46,791,319</b>



# School District No. 59 (Peace River South)

Schedule 2B

Amended Annual Budget - Schedule of Operating Expense by Object  
Year Ended June 30, 2021

	2021 Amended Annual Budget	2021 Annual Budget
	\$	\$
<b>Salaries</b>		
Teachers	15,842,586	16,031,167
Principals and Vice Principals	3,056,769	3,162,882
Educational Assistants	3,849,006	3,582,624
Support Staff	5,611,856	5,661,048
Other Professionals	1,925,859	1,881,610
Substitutes	1,571,425	1,655,068
<b>Total Salaries</b>	<b>31,857,501</b>	<b>31,974,399</b>
<b>Employee Benefits</b>	<b>7,636,261</b>	<b>7,607,505</b>
<b>Total Salaries and Benefits</b>	<b>39,493,762</b>	<b>39,581,904</b>
<b>Services and Supplies</b>		
Services	1,415,881	1,412,400
Student Transportation	990,770	1,009,625
Professional Development and Travel	366,944	437,257
Rentals and Leases	26,500	20,500
Dues and Fees	334,896	281,682
Insurance	171,173	169,173
Supplies	2,003,504	2,127,818
Utilities	1,997,320	2,019,960
<b>Total Services and Supplies</b>	<b>7,306,988</b>	<b>7,478,415</b>
<b>Total Operating Expense</b>	<b>46,800,750</b>	<b>47,060,319</b>

# School District No. 59 (Peace River South)

Amended Annual Budget - Operating Expense by Function, Program and Object

Year Ended June 30, 2021

	Teachers Salaries	Principals and Vice Principals Salaries	Educational Assistants Salaries	Support Staff Salaries	Other Professionals Salaries	Substitutes Salaries	Total Salaries
	\$	\$	\$	\$	\$	\$	\$
<b>1 Instruction</b>							
1.02 Regular Instruction	13,008,752	760,454	111,811	539,523	119,546	794,530	15,334,616
1.03 Career Programs	35,285	30,456			183,595	2,752	252,088
1.07 Library Services	233,553		122,767			19,821	376,141
1.08 Counselling	536,224			71,071	21,719	16,768	645,782
1.10 Special Education	1,410,499		3,246,763	81,644	83,458	282,182	5,104,546
1.30 English Language Learning	95,893		51,277			4,337	151,507
1.31 Indigenous Education	495,250	321,084	294,854	116,299	40,271	50,000	1,317,758
1.41 School Administration	27,130	1,944,775		585,209		68,549	2,625,663
1.62 International and Out of Province Students							-
<b>Total Function 1</b>	<b>15,842,586</b>	<b>3,056,769</b>	<b>3,827,472</b>	<b>1,393,746</b>	<b>448,589</b>	<b>1,238,939</b>	<b>25,808,101</b>
<b>4 District Administration</b>							
4.11 Educational Administration				17,606	426,693	2,000	446,299
4.40 School District Governance					120,831		120,831
4.41 Business Administration				163,070	542,309		705,379
<b>Total Function 4</b>	<b>-</b>	<b>-</b>	<b>-</b>	<b>180,676</b>	<b>1,089,833</b>	<b>2,000</b>	<b>1,272,509</b>
<b>5 Operations and Maintenance</b>							
5.41 Operations and Maintenance Administration				47,852	294,687	1,000	343,539
5.50 Maintenance Operations				2,364,423		235,426	2,599,849
5.52 Maintenance of Grounds				447,754			447,754
5.56 Utilities							-
<b>Total Function 5</b>	<b>-</b>	<b>-</b>	<b>-</b>	<b>2,860,029</b>	<b>294,687</b>	<b>236,426</b>	<b>3,391,142</b>
<b>7 Transportation and Housing</b>							
7.41 Transportation and Housing Administration				51,195	92,750		143,945
7.70 Student Transportation			21,534	1,126,210		94,060	1,241,804
<b>Total Function 7</b>	<b>-</b>	<b>-</b>	<b>21,534</b>	<b>1,177,405</b>	<b>92,750</b>	<b>94,060</b>	<b>1,385,749</b>
<b>9 Debt Services</b>							
<b>Total Function 9</b>	<b>-</b>	<b>-</b>	<b>-</b>	<b>-</b>	<b>-</b>	<b>-</b>	<b>-</b>
<b>Total Functions 1 - 9</b>	<b>15,842,586</b>	<b>3,056,769</b>	<b>3,849,006</b>	<b>5,611,856</b>	<b>1,925,859</b>	<b>1,571,425</b>	<b>31,857,501</b>

# School District No. 59 (Peace River South)

Amended Annual Budget - Operating Expense by Function, Program and Object  
Year Ended June 30, 2021

	Total Salaries	Employee Benefits	Total Salaries and Benefits	Services and Supplies	2021 Amended Annual Budget	2021 Annual Budget
	\$	\$	\$	\$	\$	\$
<b>1 Instruction</b>						
1.02 Regular Instruction	15,334,616	3,583,188	18,917,804	1,640,970	20,558,774	21,169,558
1.03 Career Programs	252,088	56,341	308,429	114,700	423,129	441,753
1.07 Library Services	376,141	92,878	469,019	71,433	540,452	494,661
1.08 Counselling	645,782	149,390	795,172	17,000	812,172	800,264
1.10 Special Education	5,104,546	1,412,480	6,517,026	245,689	6,762,715	6,405,552
1.30 English Language Learning	151,507	37,569	189,076	19,926	209,002	156,258
1.31 Indigenous Education	1,317,758	321,429	1,639,187	190,044	1,829,231	1,730,208
1.41 School Administration	2,625,663	546,974	3,172,637	124,800	3,297,437	3,281,822
1.62 International and Out of Province Students	-	-	-	113,346	113,346	124,895
<b>Total Function 1</b>	<b>25,808,101</b>	<b>6,200,249</b>	<b>32,008,350</b>	<b>2,537,908</b>	<b>34,546,258</b>	<b>34,604,971</b>
<b>4 District Administration</b>						
4.11 Educational Administration	446,299	87,869	534,168	57,850	592,018	609,018
4.40 School District Governance	120,831	7,036	127,867	70,200	198,067	213,067
4.41 Business Administration	705,379	160,764	866,143	281,587	1,147,730	1,167,543
<b>Total Function 4</b>	<b>1,272,509</b>	<b>255,669</b>	<b>1,528,178</b>	<b>409,637</b>	<b>1,937,815</b>	<b>1,989,628</b>
<b>5 Operations and Maintenance</b>						
5.41 Operations and Maintenance Administration	343,539	75,197	418,736	202,300	621,036	618,736
5.50 Maintenance Operations	2,599,849	631,804	3,231,653	877,250	4,108,903	4,237,889
5.52 Maintenance of Grounds	447,754	112,784	560,538	142,400	702,938	698,153
5.56 Utilities	-	-	-	1,417,320	1,417,320	1,399,960
<b>Total Function 5</b>	<b>3,391,142</b>	<b>819,785</b>	<b>4,210,927</b>	<b>2,639,270</b>	<b>6,850,197</b>	<b>6,954,738</b>
<b>7 Transportation and Housing</b>						
7.41 Transportation and Housing Administration	143,945	33,008	176,953	42,400	219,353	219,153
7.70 Student Transportation	1,241,804	327,550	1,569,354	1,677,773	3,247,127	3,291,829
<b>Total Function 7</b>	<b>1,385,749</b>	<b>360,558</b>	<b>1,746,307</b>	<b>1,720,173</b>	<b>3,466,480</b>	<b>3,510,982</b>
<b>9 Debt Services</b>						
<b>Total Function 9</b>	<b>-</b>	<b>-</b>	<b>-</b>	<b>-</b>	<b>-</b>	<b>-</b>
<b>Total Functions 1 - 9</b>	<b>31,857,501</b>	<b>7,636,261</b>	<b>39,493,762</b>	<b>7,306,988</b>	<b>46,800,750</b>	<b>47,060,319</b>

# School District No. 59 (Peace River South)

Amended Annual Budget - Special Purpose Revenue and Expense  
Year Ended June 30, 2021

	<u>2021 Amended Annual Budget</u>	<u>2021 Annual Budget</u>
	\$	\$
<b>Revenues</b>		
Provincial Grants		
Ministry of Education	6,375,216	4,079,019
Other Revenue	761,191	752,000
<b>Total Revenue</b>	<u>7,136,407</u>	<u>4,831,019</u>
<b>Expenses</b>		
Instruction	6,744,787	4,527,524
Operations and Maintenance	373,860	285,735
Transportation and Housing	17,760	17,760
<b>Total Expense</b>	<u>7,136,407</u>	<u>4,831,019</u>
<b>Budgeted Surplus (Deficit), for the year</b>	<u>-</u>	<u>-</u>

# School District No. 59 (Peace River South)

Amended Annual Budget - Changes in Special Purpose Funds  
Year Ended June 30, 2021

	Annual Facility Grant	Learning Improvement Fund	School Generated Funds	Strong Start	Ready, Set, Learn	OLEP	CommunityLINK	Classroom Enhancement Fund - Overhead	Classroom Enhancement Fund - Staffing
	\$	\$	\$	\$		\$	\$	\$	\$
<b>Deferred Revenue, beginning of year</b>	88,125	12,172	742,971	20,605	4,151	21,737	7,519		17,053
<b>Add:</b> Restricted Grants									
Provincial Grants - Ministry of Education	285,735	157,452		192,000	36,750	89,814	374,489	293,013	2,857,679
Other			680,000						
	285,735	157,452	680,000	192,000	36,750	89,814	374,489	293,013	2,857,679
<b>Less:</b> Allocated to Revenue	373,860	169,624	700,000	212,605	40,901	111,551	382,008	293,013	2,874,732
<b>Deferred Revenue, end of year</b>	-	-	<b>722,971</b>	-	-	-	-	-	-
<b>Revenues</b>									
Provincial Grants - Ministry of Education	373,860	169,624		212,605	40,901	111,551	382,008	293,013	2,874,732
Other Revenue			700,000						
	373,860	169,624	700,000	212,605	40,901	111,551	382,008	293,013	2,874,732
<b>Expenses</b>									
Salaries									
Teachers						19,747	19,747	149,654	2,325,484
Principals and Vice Principals									
Educational Assistants		128,967				29,456	181,576		
Support Staff	83,651			132,365			29,075	17,999	
Other Professionals				13,834	13,834		13,745	35,829	
Substitutes					6,000	5,000		30,000	
	83,651	128,967	-	146,199	19,834	54,203	244,143	233,482	2,325,484
Employee Benefits	21,694	40,657		51,015	4,674	14,403	69,002	52,237	549,248
Services and Supplies	268,515		700,000	15,391	16,393	42,945	68,863	7,294	
	373,860	169,624	700,000	212,605	40,901	111,551	382,008	293,013	2,874,732
<b>Net Revenue (Expense)</b>	-	-	-	-	-	-	-	-	-

# School District No. 59 (Peace River South)

Amended Annual Budget - Changes in Special Purpose Funds

Year Ended June 30, 2021

	Classroom Enhancement Fund - Remedies	First Nation Student Transportation	Mental Health in Schools	Safe Return to School Grant	Federal Safe Return to Class Fund	Early Learning Funds	Career Funds	TOTAL
	\$	\$	\$	\$	\$	\$	\$	\$
<b>Deferred Revenue, beginning of year</b>		17,760	14,592			53,828	24,191	<b>1,024,704</b>
<b>Add:</b> Restricted Grants								
Provincial Grants - Ministry of Education	159,491		55,000	313,770	1,356,309			<b>6,171,502</b>
Other						20,000	5,000	<b>705,000</b>
	159,491	-	55,000	313,770	1,356,309	20,000	5,000	<b>6,876,502</b>
<b>Less:</b> Allocated to Revenue	159,491	17,760	69,592	313,770	1,356,309	37,000	24,191	<b>7,136,407</b>
<b>Deferred Revenue, end of year</b>	-	-	-	-	-	<b>36,828</b>	<b>5,000</b>	<b>764,799</b>
<b>Revenues</b>								
Provincial Grants - Ministry of Education	159,491	17,760	69,592	313,770	1,356,309			<b>6,375,216</b>
Other Revenue						37,000	24,191	<b>761,191</b>
	159,491	17,760	69,592	313,770	1,356,309	37,000	24,191	<b>7,136,407</b>
<b>Expenses</b>								
Salaries								
Teachers	134,244				434,251			<b>3,083,127</b>
Principals and Vice Principals					23,111			<b>23,111</b>
Educational Assistants					69,197			<b>409,196</b>
Support Staff				139,192	100,429			<b>502,711</b>
Other Professionals								<b>77,242</b>
Substitutes			36,010					<b>77,010</b>
	134,244	-	36,010	139,192	626,988	-	-	<b>4,172,397</b>
Employee Benefits	25,247		6,224	27,240	140,718			<b>1,002,359</b>
Services and Supplies		17,760	27,358	147,338	588,603	37,000	24,191	<b>1,961,651</b>
	159,491	17,760	69,592	313,770	1,356,309	37,000	24,191	<b>7,136,407</b>
<b>Net Revenue (Expense)</b>	-	-	-	-	-	-	-	-

# School District No. 59 (Peace River South)

Schedule 4

Amended Annual Budget - Capital Revenue and Expense

Year Ended June 30, 2021

	2021 Amended Annual Budget			2021 Annual Budget
	Invested in Tangible Capital Assets	Local Capital	Fund Balance	
	\$	\$	\$	\$
<b>Revenues</b>				
Provincial Grants				
Ministry of Education	1,118,833		<b>1,118,833</b>	1,118,833
Investment Income		4,200	<b>4,200</b>	4,200
Gain (Loss) on Disposal of Tangible Capital Assets	117,200		<b>117,200</b>	
Amortization of Deferred Capital Revenue	1,623,368		<b>1,623,368</b>	1,623,167
<b>Total Revenue</b>	<b>2,859,401</b>	<b>4,200</b>	<b>2,863,601</b>	2,746,200
<b>Expenses</b>				
Operations and Maintenance	1,118,833		<b>1,118,833</b>	1,118,833
Amortization of Tangible Capital Assets				
Operations and Maintenance	1,641,194		<b>1,641,194</b>	1,639,366
Transportation and Housing	446,955		<b>446,955</b>	446,955
<b>Total Expense</b>	<b>3,206,982</b>	<b>-</b>	<b>3,206,982</b>	3,205,154
<b>Net Revenue (Expense)</b>	<b>(347,581)</b>	<b>4,200</b>	<b>(343,381)</b>	(458,954)
<b>Net Transfers (to) from other funds</b>				
Tangible Capital Assets Purchased	741,000		<b>741,000</b>	741,000
<b>Total Net Transfers</b>	<b>741,000</b>	<b>-</b>	<b>741,000</b>	741,000
<b>Other Adjustments to Fund Balances</b>				
District Portion of Proceeds on Disposal	(117,202)	117,202	-	
<b>Total Other Adjustments to Fund Balances</b>	<b>(117,202)</b>	<b>117,202</b>	<b>-</b>	
<b>Budgeted Surplus (Deficit), for the year</b>	<b>276,217</b>	<b>121,402</b>	<b>397,619</b>	282,046

Data Collection of Estimated Enrolments for 2021/22, 2022/23 and 2023/24

Version 1 - Revised 21/12/20

**Step 1:** Enter your school district number here: 59 **Peace River South**  
 Ministry of Education enrolment trend estimates are automatically filled once a school district number is entered above.

**Step 2:** Enter your district's enrolment estimates in the shaded cells of the District column for each of the three years displayed.

	2020/21 Interim Base	Estimated Enrolment						Notes
		2021/22		2022/23		2023/24		
		District	Ministry*	District	Ministry*	District	Ministry*	
<b>July Enrolment Count</b>								
Summer Learning: Grades 1-7 Headcount Enrolment	0		0		0		0	
Summer Learning: Grades 8-9 Course Enrolment	0		0		0		0	
Summer Learning: Grades 10-12 Course Enrolment	0		0		0		0	
Grade 8 & 9 Cross-Enrolment Courses	0		0		0		0	
<b>September Enrolment Count - School-Age Basic Allocation</b>								
K-12 Standard (Regular) Schools FTE (School-Age)	3,554.4375	3,530.0000	3,683.6552	3,560.0000	3,786.2693	3,590.0000	3,905.9857	
Continuing Education FTE (School-Age)	0.0000		0.0000		0.0000		0.0000	
Alternate Schools FTE (School-Age)	0.0000		0.0000		0.0000		0.0000	
Distributed Learning FTE (School-Age)	3.6250	1.0000	3.6250	1.0000	3.6250	1.0000	3.6250	
<b>Total Estimated School-Age Enrolment</b>	<b>3,558.0625</b>	<b>3,531.0000</b>	<b>3,687.2802</b>	<b>3,561.0000</b>	<b>3,789.8943</b>	<b>3,591.0000</b>	<b>3,909.6107</b>	
<b>Change from Previous Year</b>		<b>-27.0625</b>	<b>129.2177</b>	<b>30.0000</b>	<b>102.6141</b>	<b>30.0000</b>	<b>119.7164</b>	
<b>September Enrolment Count - Unique Student Needs</b>								
Level 1 Special Needs FTE	3	3	3	3	3	3	3	
Level 2 Special Needs FTE	138	153	160	168	185	183	214	
Level 3 Special Needs FTE	120	140	140	164	164	192	192	
English Language Learning FTE	85	85	85	85	85	85	85	
Indigenous Education FTE	1,144	1,144	1,151	1,144	1,158	1,144	1,165	
Adult Education FTE (Non-Graduates only)	0.0000		0.0000		0.0000		0.0000	Do not include Graduated Adult enrolment
<b>February Enrolment Count - Continuing Education, Distributed Learning, Special Needs Growth and Newcomer Refugees</b>								
Continuing Education FTE - School-Age	0.0000		0.0000		0.0000		0.0000	Include only new post-September enrolment activity
Continuing Education FTE - Non-Graduate Adults	0.0000		0.0000		0.0000		0.0000	Do not include Graduated Adult enrolment
Distributed Learning FTE K-Grade 9 (School-Age)	0.0000		0.0000		0.0000		0.0000	
Distributed Learning FTE Grades 10-12 (School-Age)	10.0000	10.0000	10.0000	10.0000	10.0000	10.0000	10.0000	Include only new post-September enrolment activity
Distributed Learning FTE - Non-Graduate Adults	0.0000		0.0000		0.0000		0.0000	Do not include Graduated Adult enrolment
Level 1 Special Needs FTE Growth (All Schools)	0		0		0		0	
Level 2 Special Needs FTE Growth (All Schools)	0		0		0		0	
Level 3 Special Needs FTE Growth (All Schools)	0		0		0		0	
Newcomer Refugees FTE (Standard & Alternate only)	0.0000		0.0000		0.0000		0.0000	Include only new post-September enrolment activity
ELL FTE (applies to Newcomer Refugees only)	0		0		0		0	
<b>May Enrolment Count - Continuing Education and Distributed Learning</b>								
Continuing Education FTE - School-Age	0.0000		0.0000		0.0000		0.0000	Include only new post-February enrolment activity
Continuing Education FTE - Non-Graduate Adults	0.0000		0.0000		0.0000		0.0000	Do not include Graduated Adult enrolment
Distributed Learning FTE K-Grade 9 (School-Age)	0.0000		0.0000		0.0000		0.0000	
Distributed Learning FTE Grades 10-12 (School-Age)	54.0000	54.0000	54.0000	54.0000	54.0000	54.0000	54.0000	Include only new post-February enrolment activity
Distributed Learning FTE - Non-Graduate Adults	0.0000		0.0000		0.0000		0.0000	





## School District No.59 (Peace River South)

---

February 11, 2021

School District #59 Trustees

### **RE: Disposal of Property Bylaw**

During the regular Open Board Meeting on January 20, 2021 the first two readings were completed of the property disposal bylaw for the 70.7 m<sup>2</sup> area on the corner of the Pouce Coupe Elementary property. This is a regulation station for Pacific Northern Gas Ltd. and was built in the 70's.



I have not received any public feedback and therefore recommend proceeding with the third and final reading of the property disposal bylaw. Once that is completed I will compile the rest of the package for submission to the Minister of Education requesting approval to dispose of the property, the Board Chair will sign this package submission.

Melissa Panoulis  
Secretary Treasurer

THE BOARD OF EDUCATION OF  
SCHOOL DISTRICT NO. 59 (PEACE RIVER SOUTH)

DISPOSAL OF REAL PROPERTY BYLAW NO. 2021-01

WHEREAS section 65 (5) of the *School Act* provides that a board of education may exercise a power with respect to the acquisition or disposal of property owned or administered by the board only by bylaw;

AND WHEREAS pursuant to Section 96 (1) of the *School Act*, "land" includes any interest in land, including any right, title or estate in it of any tenure;

AND WHEREAS section 96 (3) of the *School Act* provides that a board of education may dispose of land or improvements, or both, subject to the orders of the minister;

AND WHEREAS, section 3 of the Disposal of Land or Improvements Order provides that Boards must not dispose of land or improvements by sale and transfer in fee simple or by way of a lease of 10 years or more unless such disposal is to another board or an independent school for educational purposes or is approved by the Minister in accordance with section 5;

AND WHEREAS, section 5 of the Disposal of Land or Improvements Order provides that the Minister may approve, with any terms and conditions, a disposition of land or improvements;

NOW THEREFORE be it resolved that the Board of Education of School District No. 59 (Peace River South) hereby authorizes the granting of a portion (70.7 m<sup>2</sup>) of the property for a regulation station on the property known as Pouce Coupe Elementary School. The portion of the premises is legally described as, Plan EPP105021, reference plan for meter site over part of Parcel B (Plan B6588) of the Northeast ¼ of Sec 32, TP 77, Range 14, W6M Peace River Land District.

The Board of Education confirms granting of the portion of said lands will not affect future educational purposes in School District No.59 (PRS).

This bylaw may be cited as Board of Education of School District No. 59 (Peace River South) Disposal of Real Property Bylaw No. 2021-01.

Read a first time this 20<sup>th</sup> day of January, 2021.

Read a second time this 20<sup>th</sup> day of January, 2021.

Read a third and final time, passed and adopted this \_\_\_ day of \_\_\_\_\_

\_\_\_\_\_  
Chad Anderson, Chairperson of the Board

\_\_\_\_\_  
Melissa Panoulas, Secretary-Treasurer

I HEREBY CERTIFY this to be a true and original Lease of Real Property Bylaw No. 2021-01 adopted by the Board of Education of School District No.59 this \_\_\_ day of \_\_\_\_\_

\_\_\_\_\_  
Melissa Panoulas, Secretary-Treasurer

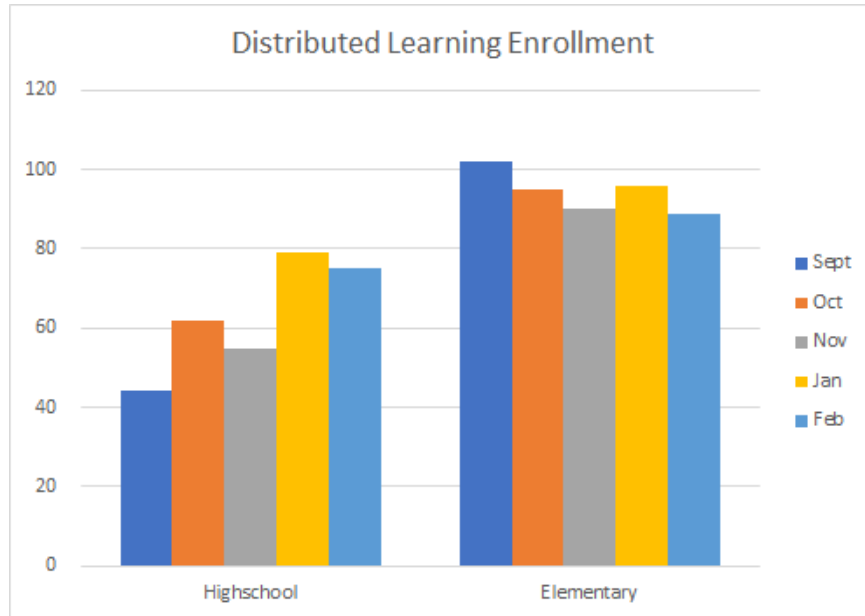


# School District No.59 (Peace River South)

February 10, 2021

School District #59 Trustee

## RE: In-class Instruction Update



School	Sept	Oct	Nov	Jan	Feb
Canalta	14	10	9	10	7
CSS	5	5	5	10	10
Crescent Park	9	8	9	7	7
Devereaux	7	5	5	6	5
Don Titus	11	8	10	13	8
Ecole FR	9	19	17	17	20
Little Prairie	13	8	8	8	9
McLeod	5	8	8	8	7
Moberly	5	6	3	4	5
Parkland	4	0	1	2	2
Pouce Coupe	10	5	5	5	5
DCSS	36	54	46	58	49
Tremblay	8	10	9	7	7
Tumbler Ridge Elem	3	4	3	5	2
Tumbler Ridge Sec.	3	3	4	11	16
Windrem	4	4	3	4	5
<b>Total FTE</b>	<b>146</b>	<b>157</b>	<b>145</b>	<b>175</b>	<b>164</b>

<b>Returned to In-class instruction</b>				<b>46</b>	<b>83</b>
---	--	--	--	-----------	-----------



## School District No.59 (Peace River South)

---

February 11, 2021

School District #59 Trustees

### **RE: Chetwynd Transportation**

During the regular Open Board Meeting on January 20, 2021 the board requested costing to have the same 5 camera system for Standard Bus as the School District owned buses have.

The cost for such a system would be approximately \$36,000, the cost per bus is less than what School District No.59 paid given the increased discount Standard Bus is eligible for. It would be unusual for the district to purchase capital equipment for a contracted service.

It was reported by a trustee that there had been complaints surrounding vehicles not stopping for buses when red lights are flashing. In speaking with Standard Bus, if safety issues are reported (by bus drivers or parents) and they can identify a company vehicle, the company is notified and steps are taken to resolve the issue.

The district has a process for when parents have complaints, and I would request that any parents that have concerns contact Standard Bus directly. If there are unresolved issues, they can also reach out to our Transportation Manager, Jeff Lekstrom.

Melissa Panoulis  
Secretary Treasurer

## City of Dawson Creek

Box 150, Dawson Creek, BC V1G 4G4



## Office of the Mayor

Tel: (250) 784-3616

Fax: (250) 782-3203

February 10, 2021

File No.: COM-02

Attention: Chad Anderson  
Chair of the Board of Education  
School District 59  
11600 – 7<sup>th</sup> Street  
Dawson Creek, BC V1G 4R8

Dear Chad,

**Re: Request from City of Dawson Creek re: Transit of Residential Students to Central and South Peace Schools via Rural School Buses**

At the Regular Meeting of Council held on Monday, January 25, 2021 Council discussed the BC Transit Annual Operating Agreement with the City of Dawson Creek, the importance of having local transit service, and the current challenges with lack of transit usage. During Council's discussion, it was noted that in the past, students residing within the City boarded rural school buses to Central and South Peace schools. Accordingly, the following resolution was passed:

*Moved, Seconded and Carried.*

*That Council directs staff to send a letter to School District #59 requesting what the incremental cost would be for in-town students to board the rural school buses for transportation to the Central and South Peace School campuses with pick-ups at the Crescent Park and Frank Ross School campus bus stops.*

The City of Dawson Creek would sincerely appreciate if the School District could provide the information requested at their earliest possible convenience.

Sincerely,

Dale Bumstead  
Mayor, City of Dawson Creek  
/jc

Copy: General Manager of Development Services



## School District No.59 (Peace River South)

---

DATE: February 17, 2021

CHAIR: Roxanne Gulick

---

**Policies/Regulations for Discussion:**

**Policies/Regulations for Circulation:**

- Policy 5190: Use of School District Facilities
- Policy 5195: Child Care in School District Facilities

**Policies/Regulations for Adoption:**

**Policies/Regulations for Further Review:**

**Policies/Regulations for Repeal:**

- Policy 4255: Daily Physical Activity

**Part B: Facilities**

**5190 Use of School Facilities**

Policy 5190 STATUS: **FOR REVIEW**

---

*USE OF SCHOOL FACILITIES*

Board Approved: March, 1972

Last Revised: June 19, 2013; January 2015

---

Description:

Since all schools and district facilities are the property of the Board of Education, and since the facilities are established, maintained and operated by funds provided by taxpayers, the Board of Education accepts the responsibility for making its' facilities available to responsible organizations, associations, and individuals of the community for appropriate civic, cultural, child care, early learning or recreational activities that do not infringe upon, nor interfere with, the operations, reputation and best interests of public education, and the community at large, and are in accordance with the policies and regulations of the school district.

When District facilities are made available to small business or commercial operations, care will be exercised to charge rent at rate commensurate with fair market value for the space provided, so as not to interfere with property owners who make their living through rental-properties in the private sector.

*USE OF SCHOOL FACILITIES*

Board Approved and Codified: November 4, 1985

Last Revised: June 19, 2013; January 2015

---

Description:

**Regulations Governing Use of All School District Facilities**

1. All agreements with outside users of schools may be signed by the school Principal as designate of the Secretary-Treasurer.
2. Type of Activities Prohibited:
  - i) Promote any theory or doctrine subversive to the laws of Canada or any political subdivision thereof.
  - ii) Any activity that may violate the canons of good morals, manners or taste, or be injurious to the buildings, grounds or equipment.
  - iii) Any purpose in conflict with school activities.
  - iv) Activities that are discriminatory in the legal sense.
  - v) Smoking in school district buildings and vehicles.
  - vi) The use of alcoholic beverages is not permitted at school district facilities, except at events hosted or permitted by the Recreation and Social Services Societies that are associated with our schools, or property that is otherwise leased or rented to third parties, and where the board has given prior approval to consume alcohol. The group requesting permission to serve alcohol must have complied with any and all conditions that may be stipulated by the board, and the Province of British Columbia, prior to alcohol being served.
3. All groups renting school premises are held responsible for acquainting themselves with these regulations, and for complying with them; this provision applies equally to regulations promoted by the Principal in respect of any particular school. Failure to comply with these regulations may result in withdrawal of renting privileges by the Board of Education.
4. All groups or individuals are to be engaged by filling out an official Facilities Use Agreement (including Release Of School Liability and Indemnity forms). The forms are available at the School Board Office or from the office of the Principal of the School. The rental may not be considered secured until these applications have been signed by the School Principal. All applications are to be submitted to the Principal who will keep a copy on file and will forward to the Board Office if requested. During the summer months, in the absence of the Principal, applications will be made directly to the Secretary-Treasurer or designate.
5. Rent payment is due within ten days from the receipt of statement. Non-Payment may prejudice future use of premises by the organization concerned.



6. It is clearly understood by the Applicant that, except where rental refund has occurred (where applicable), School District No. 59 (Peace River South) assumes no responsibility whatsoever if last minute cancellations are caused by power failure, heat failure, Fire Marshal Regulations, or other causes beyond the control of the School Board.
7. Use of school premises by non-school organizations shall be subject to the needs of the school itself. School activities are given priority and it may be necessary to cancel arrangements with any group on certain dates or on a permanent basis. Whenever possible at least two weeks notice will be given of such cancellation.
8. Renting groups will be held responsible to replace or repair damages to school equipment or property occurring during their use of the premises.
9. All regulations required by the Fire Marshal's Office must be adhered to; to the maximum number of individuals allowed in any place of assembly, to the use of electrical devices and the wiring thereof, and to keeping fire exits clear of any obstructions (including parked cars).
10. Drama and choral groups using copyrighted publications shall assume full responsibility for payment of royalties.
11. When using school premises, the renting group must understand that the Board of Education shall in no way be held liable for damage to, or loss of, property owned by the group or its members, either individually or collectively; neither shall the Board be held liable for the injury or death of any person, resulting from any cause whatsoever, and occurring on District-owned property.
12. Except in the case of small groups of students under the supervision of a teacher and other groups where the Principal has authorized teacher supervision, all after-hour use of school premises by students or public groups will have to bear the cost of custodial time provided custodial duties are required beyond regularly scheduled shift of the custodian.
13. The Board of Education reserves the right to terminate, alter any or all of these regulations without notice.
14. All staff are to co-operate in making school facilities, both buildings and playing fields, available to all community organizations as long as such arrangements do not interfere with the operation of the schools. All requests for use of school facilities must first be approved by the school Principal, in consultation with affected staff. Rental rates apply and, in some cases, a fee is charged for cleaning or opening of facility where applicable.
15. Copy of Regulation No. 5190 Use of School Facilities shall accompany applicant's approved copy of the Facilities Use Agreement.
16. The use of school networks and internet capabilities to conduct research will be the responsibility of the user group to monitor and supervise. The user group must insure that all web use is done with the highest standards of care to prevent users from entering sites that contain hate literature, violent content, sexual content, or other related materials.

## *STUDENT GROUPS SPONSORED BY NON-SCHOOL ORGANIZATION*

Student groups not sponsored directly by the school organization will generally be accorded the same privileges as school-sponsored groups and no rental will be charged, PROVIDED THAT school-sponsored groups shall have priority in the use of school premises and that no profit or gain is made by the sponsoring group. Whenever possible, non-school sponsored groups will be encouraged to use school premises between the hours of 3:30 to 10:30 p.m.

## *GROUPS EXEMPTED FROM PAYMENT OF RENTAL*

### **Groups exempted from rental payment are:**

1. Any groups designed to provide services mainly to students (school age children), educational assistants, teachers, or educational administrators where no admission to participants is applied.
2. Groups and organizations that are part of a joint use agreement with School District No. 59 including classes or activities sponsored by a municipality, district municipality or regional district with which the School District has an authorized joint use agreement.
3. Classes or activities sponsored by Northern Lights College or other non-profit groups providing similar services which are open to the general public.
4. Ratepayers associations duly constituted.
5. Municipal Corporations - for polling stations.
6. Political Forums when two or more parties are represented.
7. Northern Health Authority.
8. Royal Canadian Mounted Police for the purpose of training.
9. An organization sponsoring a Remembrance Day memorial service.
10. Not for profit youth organizations such as Girl Guides of Canada, Boy Scouts of Canada, Armed Forces Cadet Programs who are using the facilities for meetings. Rental rates may apply where revenue generating activities are occurring.

\*Exemption from payment of rent does not mean cost-free. Where custodial or other services beyond the use of the facility are required, the school will charge at a cost-recovery rate.

## USE OF SCHOOL EQUIPMENT AND RESOURCE CENTRE SERVICES

### **Use of school equipment by community:**

1. School equipment including pianos, musical instruments, instructional and janitorial equipment shall not be routinely available for non school use.
2. An additional fee may be charged to the user group for the use of school equipment and supplies related to the activity associated with the rental (example gym equipment, canoes, technology etc.).
3. The services of the school district's resource centre are primarily provided for the public schools operating within the school district. Consequently, priority is to be given to meeting the needs of the school district teachers and students.

Services provided by the resource centre or directly funded by schools are not to be provided to outside agencies, i.e. science kits, supplementary readers, novels etc.

Independent schools may use the services of the resource centre on the following basis:

- priority for service is to be provided to public school students and teachers
- cost of producing materials and delivery charges must be borne by the borrowing agency
- a deposit may be required before having access to the loan of school district materials

Other non profit child/family centered agencies may borrow materials at the discretion of the Resource Centre Coordinator and on the same basis as independent schools.

### *USER LIABILITY INSURANCE*

For profit users of school district facilities must carry a minimum of \$1,000,000 liability insurance as specified by the provincial School Protection Program. Other users may require insurance as outlined within the rental waiver, or as deemed necessary by the Principal or Secretary Treasurer.

## **5195 Child Care in School District Facilities**

Policy 5195

STATUS: **FOR REVIEW**

---

### *CHILD CARE IN SCHOOL DISTRICT FACILITIES*

Board Approved:


Last Revised: February 17, 2021

---

The Board of Education recognizes that access to licensed child care is important to families throughout the District.

As per the School Act section 85 (1-4), the Board of Education promotes the use of board property for child care programs, whereas, the Board itself may provide before and after school child care to students enrolled with the Board or engage in services with third party licensed child care providers ensuring that the usage does not disrupt or otherwise interfere with the provision of educational activities (including early learning programs and extra-curricular school activities).

With regard to child care in school facilities, the Board has developed regulations consistent with Ministerial Order 326/2020 (M326) (Child Care Order: Ministry of Education).



*CHILD CARE IN SCHOOL DISTRICT FACILITIES*

Board Approved:

Last Revised: February 17, 2021

---

**Purpose**

1. The purpose of this policy is to provide guidance with respect to how the board will promote the use of board property for the provision of child care programs between the hours of 7 a.m. and 6 p.m. on business days by either the board or third-party licensees.
2. The use of board property by licensed child care providers must not disrupt or otherwise interfere with the provision of educational activities including early learning programs and extracurricular school activities.

**Definitions**

3. In this Policy, the terms “board property,” “business day,” “child care program,” “educational activities” and “licensee” have the meanings given to those terms in the *School Act*.
4. “Direct and indirect costs” include:
  - a. Utilities;
  - b. Maintenance and repair;
  - c. A reasonable allowance for the cost of providing custodial services;
  - d. A reasonable allowance for time school district administrators and other staff spend on matters relating to the use of board property by licensed child care providers.

**Guiding Principles**

5. The board will, on an ongoing basis, assess community need for child care programs on board property, through a process of engagement with employee groups, parents and guardians, Indigenous community representatives, Indigenous rightsholders, Indigenous service providers, and existing child care operators. The process for engagement will be reviewed on an ongoing basis.
6. If child care programs are to be provided on board property, the Board will consider, on an ongoing basis, whether those programs are best provided by licensees other than the board, the board, or a combination of both.

7. Child care programs, if operated by the board, will be operated for a fee no greater than the direct costs the board incurs in providing the child care program.
8. Fees for the use of board property by licensees other than the board will not exceed the direct and indirect costs the board incurs in making board property available for the child care program.
9. If child care programs are operated by a licensee other than the board, the board will require the licensee to agree to comply with this Policy.
10. In selecting licensees other than the board to operate a child care program, the board will give special consideration to the candidates' proposals to: (a) provide inclusive child care; and, (b) foster Indigenous reconciliation in child care.
11. If the board decides to operate a child care program, the board will ensure that it is operated in a manner that:
  - a. fosters Indigenous reconciliation in child care. In particular, the child care program will be operated consistently with the following principles of the *British Columbia Declaration on the Rights of Indigenous Peoples Act*: (i) Indigenous peoples have the right, without discrimination, to the improvement of their economic and social conditions, including in the area of education; and (ii) "Indigenous peoples have the right to the dignity and diversity of their cultures, traditions, histories and aspirations which shall be appropriately reflected in education"; and
  - b. is inclusive and consistent with the principles of non-discrimination set out in the *British Columbia Human Rights Code*.
  - c. integrate Indigenous Knowledge and teaching methods into child care and build children's capacity for intercultural understanding, empathy and mutual respect.
12. Any contract with a licensee other than the board, to provide a child care program on board property must be in writing and subject to review no less than every three (3) years. The contract must contain:
  - a. a description of the direct and indirect costs for which the licensee is responsible;
  - b. an agreement by the licensee to comply with this policy and all other applicable policies;
  - c. a provision describing how the agreement can be terminated by the board or the licensee;
  - d. an allocation of responsibility to ensure adequate insurance is in place to protect the interests of the board;

- e. a statement that the agreement can only be amended in writing, signed by the board and the licensee;
- f. a requirement for the licensee to maintain appropriate standards of performance; and
- g. a requirement that the licensee must at all times maintain the required license to operate a child care facility.

13. Prior to entering into or renewing a contract with a licensee other than the board to provide a child care program on board property, the board will consider:

- a. Whether it is preferable for the board to become a licensee and operate a child care program directly;
- b. the availability of school district staff to provide before and after school care;
- c. whether, with respect to a licensee seeking renewal or extension of a contract, the licensee has performed its obligations under this Policy and its contract with the board, with specific regard to performance in respect of providing an inclusive child care program and one that promotes indigenous reconciliation in child care.

**4255 Daily Physical Activity (DPA)**

Policy 4255

STATUS: **FOR REPEAL**

---

*DAILY PHYSICAL ACTIVITY*

Approved: October 15, 2008

Last Revised: June 19, 2013; February 17, 2021

---

Description:

The Board of Education, School District 59 (Peace River South) recognizes the benefits to students participating in daily physical activity, and a healthy lifestyle. Schools have a shared responsibility with parents, guardians, and the community to ensure that students develop healthy lifestyles that include daily physical activity.



*DAILY PHYSICAL ACTIVITY*

Board Approved: October 15, 2008

Last Revised: June 19, 2013; February 17, 2021

---

Description:

A) Kindergarten to Grade 9:

Schools will offer 30 minutes of daily physical activity as part of each student's educational program.

B) Grades 8 to 12:

Students must document and report a minimum of 150 minutes per week of physical activity at a moderate to vigorous intensity as part of their Graduation Transition program.

- Schools will provide options to students for how they will meet the daily physical activity requirements at school, home and/or in the community.
- Schools may use instructional and/or non-instructional school time as they see fit to implement school based DPA.
- Schools will provide strategies for students to record their minutes of DPA.
- Schools are responsible for tracking the DPA of all registered students.
- Schools will ensure parents remain informed on the attainment of the DPA requirement, using report cards and other methods.
- Schools are responsible for decisions regarding students who may be exempt from DPA based on Ministry criteria.

Students in grades 8 or 9 have the option of participating in either A or B above.